

SIX MONTHLY COMPLIANCE REPORT

FOR

October 2016 to March 2017

OF

ENVIRONMENTAL CLEARANCE

FOR THE MANUFACTURE

OF

ETHYL CELLULOSE (ORGANIC CHEMICALS)

BY

ASHA CELLULOSE (I) PVT. LIMITED

Plot. No. 303/2 & 302/P, Village: Abrama, Tehsil & District: Valsad, Gujarat

Ministry letter No. J-11011/316/2011-IA II (I) dated 25.06.2015

CATEGORY: 5(f)b

Date: 28/08/2017

To,

**Dr. H V C Charry Guntupalli (Scientist 'D'),
Ministry of Environment, Forest & Climate Change,
Regional office, Western Region,
Kendriya Paryavaran Bhavan,
Link Road No. 3, E-5, Ravishanker Nagar,
Bhopal - 462 016 (M.P)**

SUB: - Six monthly compliance report for a period of October 2016 to March 2017 for the Ethyl Cellulose manufacturing unit located at Plot. No. 303/2 & 302/P, Village: Abrama, Tehsil & District: Valsad, Gujarat by M/S Asha Cellulose (I) Pvt. Limited.

File No. . J-11011/316/2011-IA II (I) dated 25.06.2015

Respected Sir,

With reference to the above, we would like to state that; our unit is established in the year of 1988 for the manufacture of Ethyl Cellulose with 20 TPM.

We have obtained Environmental clearance from MoEF, New Delhi for the proposed expansion of Ethyl Cellulose (Solvent Process) product with capacity of 79.69 TPM plant vide no. J-11011/316/2011-IA II (I) dated June, 25, 2015. Copy of **Environmental clearance is enclosed herewith as Annexure: 1.**

After that; we have obtained CTE of the board for manufacture of the products mentioned in EC. Copy of CTE is enclosed herewith as **Annexure: 2**

We have started production of expansion capacity in the month of November 2015 and applied for CCA. The Board has issued us CCA in the month of February 2016. Copy of CCA is enclosed herewith as **Annexure: 3**

We are pleased to submit the following information as required by you.

- Present status (Physical/civil) of work progress: **We had already completed construction activities and commissioning of machineries for proposed expansion plant in the month of July 2015.**
- Recommendation of the public hearing etc: **We have complied with all the recommendations of the public hearing. Details is enclosed herewith as Annexure: 4**
- The copy of advertisement: We have already given advertisement is local news paper as per EC condition. Copy of which is enclosed herewith as **Annexure: 5**
- The information in the enclosed data sheet: **attached as Annexure: 6**

We are pleased submit the compliance of existing EC for the period of October 2016 to March 2017 along with other relevant details for your kind consideration.

We request you to kindly issue us certify compliance report.

Please do the needful & oblige.

Thanking You,

Yours Faithfully,

FOR ASHA CELLULOSE (I) PVT. LIMITED

DIRECTOR
(Mr. K. Srinivas)

ANNEXURE: 1

COPY OF ENVIRONMENTAL CLEARANCE

F. No. J-11011/316/2011- IA II (I)
Government of India
Ministry of Environment, Forest and Climate Change
(I.A. Division)

Indira Paryavaran Bhawan
Aliganj, Jorbagh Road,
New Delhi -110003

E-mail : lk.bokolia@nic.in
Telefax : 011-24695313
Date: 25th June, 2015

To,
✓ Shri K. Srinivas, Technical Director
M/s Asha Cellulose (I) Pvt Ltd.
Plot No.303/2 & 302/P, Village Abrama
Tehsil & District Valsad, Gujarat

E-mail: valsad@ashacel.com / srini@ashacel.com ; Fax No.02632-227019:

Subject: Expansion of existing Ethyl Cellulose Unit (20 TPM) by installing Organic Chemical Plant (79.69 TPM) at Sy. No. 303/2 & 302/P, Village Abrama, Tehsil & District Valsad, Gujarat by M/s Asha Cellulose (I) Pvt. Ltd. - Environmental Clearance reg.

Ref. : Your letter no. nil dated 24th December, 2012.

Sir,

This has reference to your letter dated 24th December, 2012 alongwith project documents including Form I, Terms of References, Pre-feasibility Report, EIA/EMP Report alongwith Public Hearing Report and subsequent submission of addl. information vide letter dated 19th December, 2014 regarding above mentioned project.

2.0 The Ministry of Environment, Forests and Climate Change has examined the application. It is noted that proposal is for expansion of existing Ethyl Cellulose Unit (20 TPM) by installing Organic Chemical Plant (79.69 TPM) at Sy. No. 303/2 & 302/P, Village Abrama, Tehsil & District Valsad, Gujarat. River Auranga and Arabian sea is at located at a distance of 0.5 km. & 12 km respectively. Total plot area is 22,062 m². Out of which greenbelt will be developed in 6325 m². Expansion will be carried out in the existing campus only. Total cost of the proposed expansion project is Rs. 10.5 Crore. Rs. 1.68 Crore and Rs. 28.13 Lakh are earmarked towards capital cost and recurring cost for implementation of environmental management plan. It is reported that no national park/wildlife sanctuary is located within 10 Km distance. Patches of reserve forest is located within 10 km distance. Gujarat SCZM vide their letter no ENV-10-2013-74-E dated 3rd December, 2014 has clarified that proposed plant for expansion is not falling within CRZ area and does not attract the provision of CRZ Notification 2011. They have also directed not to carry out any construction activity (4800 m²), which attracts the provision of CRZ notification 2011 and not to discharge any treated effluent into the estuary of river Auranga without obtaining necessary permission from the Competent Authority. Following products will be manufactured:

S. N.	Name of the Products	Capacity (MTPM)			Remarks
		Existing	Proposed	Total after expansion	
1	Ethyl Cellulose (Aqua Process)	20	0	20	Product from both the processes shall be manufactured.
2	Ethyl Cellulose (Solvent Process)	0	79.69	79.69	
Total		20	79.69	99.69	

List of By-products

S.N.	Name of the Product	Capacity (MTPM)			Remarks
		Existing	Proposed	Total	
1	Spent Caustic (18-20%)	369.2	0	369.2	Sold to actual users

3.0 Stack of adequate height will be provided to additional gas fired steam boiler and hot air generator to disperse the waste gases. Bag filter will be provided to additional spin flash dryers. Water requirement will be increased from 52.7 m³/day to 287.5 m³/day after expansion. Out of which, fresh water requirement from ground water source will be 52.7 m³/day and remaining/balance water requirement will be met from recycled water. Industrial effluent generation will be increased from 38 m³/day to 240.5 m³/day after expansion. Effluent will be treated in the effluent treatment plant (ETP) comprising primary, secondary and tertiary treatment (Reverse Osmosis). RO rejects will be evaporated in the Multiple Effect Evaporator (MEE). No effluent will be discharged outside the plant premises. RO permeates and Condensate from evaporator will be recycled/reused for cooling tower make up/process. 'Zero' effluent discharge shall be adopted and no effluent will be discharged outside the premises. Salts from MEE will be disposed off into TSDF. Waste oil/spent oil will be sold to registered recyclers/re-processors.

4.0 Public hearings/public consultation was held on 15th December, 2012.

5.0 All Synthetic Organic Chemicals Industry located outside the notified industrial area/estate are listed at S.N. 5(f) under category 'A' and appraised at Central level.

6.0 The proposal was considered by the Expert Appraisal Committee (Industry) in its meetings held during 20th-21st October, 2011, 5th-7th March, 2013 and 16th-17th March, 2015 respectively. Project Proponent and the EIA Consultant namely M/s Precitech Laboratories, have presented EIA / EMP report as per the TOR. EAC has found the EIA / EMP Report and additional information to be satisfactory and in full consonance with the presented TORs. The Committee recommended the proposal for environmental clearance.

7.0 Based on the information submitted by the project proponent, the Ministry of Environment and Forests hereby accords environmental clearance to above project under the provisions of EIA Notification dated 14th September 2006, subject to the compliance of the following Specific and General Conditions:

A. SPECIFIC CONDITIONS:

- National Emission Standards for Organic Chemicals Manufacturing Industry issued by the Ministry vide G.S.R. 608(E) dated 21st July, 2010 and amended time to time shall be followed by the unit.
- Adequate stack height should be provided to gas fired boiler/hot air generator. Bag filter shall be provided to additional spin flash dryers. At no time, the emission levels should go beyond the prescribed standards.

[Signature]

- iii) In plant control measures for checking fugitive emissions from all the vulnerable sources shall be provided. Fugitive emissions shall be controlled by providing closed storage, closed handling & conveyance of chemicals/materials, multi cyclone separator and water sprinkling system. Dust suppression system including water sprinkling system shall be provided at loading and unloading areas to control dust emissions. Fugitive emissions in the work zone environment, product, raw materials storage area etc. shall be regularly monitored.
- iv) Solvent management shall be carried out as follows :
 - i. Reactor shall be connected to chilled brine condenser system
 - ii. Reactor and solvent handling pump shall have mechanical seals to prevent leakages.
 - iii. The condensers shall be provided with sufficient HTA and residence time so as to achieve more than 95% recovery.
 - iv. Solvents shall be stored in a separate space specified with all safety measures.
 - v. Proper earthing shall be provided in all the electrical equipment wherever solvent handling is done.
 - vi. Entire plant shall be flame proof. The solvent storage tanks shall be provided with breather valve to prevent losses.
 - vii. All the solvent storage tanks shall be connected with vent condensers with chilled brine circulation.
- v) The gaseous emissions from DG set shall be dispersed through adequate stack height as per CPCB standards. Acoustic enclosure shall be provided to the DG sets to mitigate the noise pollution.
- vi) The company shall upload the status of compliance of the stipulated environmental clearance conditions, including results of monitored data on its website and shall update the same periodically. It shall simultaneously be sent to the Regional office of MOEF, the respective Zonal office of CPCB and the GPCB. The levels of PM_{10} , $PM_{2.5}$, SO_2 , NO_x , VOC and CO in ambient air and emissions from the stacks shall be monitored and displayed at a convenient location near the main gate of the company and at important public places.
- vii) Total fresh water requirement from ground water source should not exceed 52.7 m³/day and prior permission should be obtained from the CGWA/SGWA.
- viii) Total effluent generation shall not exceed 240.5 m³/day. Effluent shall be should be treated in in the ETP comprising primary, secondary and tertiary treatment (RO). RO rejects will be evaporated in MEE. The RO permeates and MEE condensate shall be recycled in the process.
- ix) 'Zero' effluent discharge shall be adopted and no effluent will be discharged outside the premises.
- x) Automatic /online monitoring system (24 x 7 monitoring devices) for flow measurement and relevant pollutants in the treatment system to be installed. The data to be made available to the respective SPCB and in the Company's website.

- xi) No effluent shall be discharged into river. In the event of failure of any effluent treatment plant adopted by the unit, the Organic Chemical plant shall not be restarted until the control measures are rectified to achieve the desired efficiency.
- xii) Process effluent/any wastewater shall not be allowed to mix with storm water. Storm water drain shall be passed through guard pond.
- xiii) Hazardous chemicals shall be stored in tanks in tank farms, drums, carboys etc. Flame arresters shall be provided on tank farm. Solvent transfer shall be by pumps.
- xiv) As proposed, process organic residue and spent carbon should be sent to cement industries. ETP sludge, process inorganic & evaporation salt should be disposed off to the TSDF.
- xv) The company shall obtain Authorization for collection, storage and disposal of hazardous waste under the Hazardous Waste (Management, Handling and Trans-Boundary Movement) Rules, 2008 and amended as on date for management of Hazardous wastes and prior permission from GPCB shall be obtained for disposal of solid / hazardous waste in the TSDF. Measures shall be taken for fire fighting facilities in case of emergency. Membership of TSDF for hazardous waste disposal shall be obtained.
- xvi) The Company shall strictly comply with the rules and guidelines under Manufacture, Storage and Import of Hazardous Chemicals (MSIHC) Rules, 1989 as amended in October, 1994 and January, 2000. All Transportation of Hazardous Chemicals shall be as per the Motor Vehicle Act (MVA), 1989.
- xvii) The unit shall make the arrangement for protection of possible fire hazards during manufacturing process in material handling. Fire fighting system shall be as per the norms.
- xviii) Occupational health surveillance of the workers shall be done on a regular basis and records maintained as per the Factories Act.
- xix) Green belt over 6325 m² area should be developed within plant premises with at least 10 meter wide green belt on all sides along the periphery of the project area, in downward direction, and along road sides etc. Selection of plant species shall be as per the CPCB guidelines in consultation with the DFO.
- xx) All the commitments made to the public during the Public Hearing/Public Consultation meeting held on 15th December, 2012 should be satisfactorily implemented and a separate budget for implementing the same should be allocated and information submitted to the Ministry's Regional Office at Bhopal.
- xxi) At least 5 % of the total cost of the project should be earmarked towards the Enterprise Social Commitment (ESC) based on local needs and action plan with financial and physical breakup/details should be prepared and submitted to the Ministry's Regional Office at Bhopal. Implementation of such program should be ensured accordingly in a time bound manner.
- xxii) Provision shall be made for the housing for the construction labour within the site with all necessary infrastructure and facilities such as fuel for cooking, mobile toilets, mobile sewage treatment plant, safe drinking water, medical health care, crèche etc. The housing may be in the form of temporary structure to be removed after the completion of the project. All the construction wastes shall be managed so that there is no impact on the surrounding environment.


B. GENERAL CONDITIONS:

- i. The project authorities must strictly adhere to the stipulations made by the Gujarat Pollution Control Board (GPCB), State Government and any other statutory authority.
- ii. No further expansion or modifications in the plant shall be carried out without prior approval of the Ministry of Environment and Forests. In case of deviations or alterations in the project proposal from those submitted to this Ministry for clearance, a fresh reference shall be made to the Ministry to assess the adequacy of conditions imposed and to add additional environmental protection measures required, if any.
- iii. The locations of ambient air quality monitoring stations shall be decided in consultation with the Gujarat Pollution Control Board (GPCB) and it shall be ensured that at least one station is installed in the upwind and downwind direction as well as where maximum ground level concentrations are anticipated.
- iv. The overall noise levels in and around the plant area shall be kept well within the standards by providing noise control measures including acoustic hoods, silencers, enclosures etc. on all sources of noise generation. The ambient noise levels shall conform to the standards prescribed under Environment (Protection) Act, 1986 Rules, 1989 viz. 75 dBA (day time) and 70 dBA (night time).
- v. The Company shall harvest rainwater from the roof-tops of the buildings and storm water drains to recharge the ground water and use the same water for the process activities of the project to conserve fresh water.
- vi. During transfer of materials, spillages shall be avoided and gullies drains be constructed to avoid mixing of accidental spillages with domestic wastewater and storm water drains.
- vii. Usage of Personnel Protection Equipments by all employees/ workers shall be ensured.
- viii. Training shall be imparted to all employees on safety and health aspects of chemicals handling. Pre-employment and routine periodical medical examinations for all employees shall be undertaken on regular basis. Training to all employees on handling of chemicals shall be imparted.
- ix. The company shall also comply with all the environmental protection measures and safeguards proposed in the project report submitted to the Ministry. All the recommendations made in the EIA/EMP in respect of environmental management, risk mitigation measures and public hearing relating to the project shall be implemented.
- x. The company shall undertake CSR activities and all relevant measures for improving the socio-economic conditions of the surrounding area.
- xi. The company shall undertake eco-developmental measures including community welfare measures in the project area for the overall improvement of the environment.

- xii. A separate Environmental Management Cell equipped with full fledged laboratory facilities shall be set up to carry out the Environmental Management and Monitoring functions.
- xiii. The company shall earmark sufficient funds for recurring cost per annum to implement the conditions stipulated by the Ministry of Environment and Forests as well as the State Government along with the implementation schedule for all the conditions stipulated herein. The funds so earmarked for environment management/ pollution control measures shall not be diverted for any other purpose.
- xiv. A copy of the clearance letter shall be sent by the project proponent to concerned Panchayat, ZilaParisad/Municipal Corporation, Urban local Body and the local NGO, if any, from who suggestions/ representations, if any, were received while processing the proposal.
- xv. The project proponent shall also submit six monthly reports on the status of compliance of the stipulated Environmental Clearance conditions including results of monitored data (both in hard copies as well as by e-mail) to the respective Regional Office of MoEF, the respective Zonal Office of CPCB and the Gujarat Pollution Control Board. A copy of Environmental Clearance and six monthly compliance status report shall be posted on the website of the company.
- xvi. The environmental statement for each financial year ending 31st March in Form-V as is mandated shall be submitted to the Gujarat Pollution Control Board as prescribed under the Environment (Protection) Rules, 1986, as amended subsequently, shall also be put on the website of the company along with the status of compliance of environmental clearance conditions and shall also be sent to the Bhopal Regional Offices of MoEF by e-mail.
- xvii. The project proponent shall inform the public that the project has been accorded environmental clearance by the Ministry and copies of the clearance letter are available with the SPCB/Committee and may also be seen at Website of the Ministry at <http://envfor.nic.in>. This shall be advertised within seven days from the date of issue of the clearance letter, at least in two local newspapers that are widely circulated in the region of which one shall be in the vernacular language of the locality concerned and a copy of the same shall be forwarded to the concerned Regional Office of the Ministry.
- xviii. The project authorities shall inform the Regional Office as well as the Ministry, the date of financial closure and final approval of the project by the concerned authorities and the date of start of the project.
- 8.0 The Ministry may revoke or suspend the clearance, if implementation of any of the above conditions is not satisfactory.
- 9.0 The Ministry reserves the right to stipulate additional conditions, if found necessary. The company in a time bound manner will implement these conditions.
- 10.0 The above conditions will be enforced, inter-alia under the provisions of the Water (Prevention & Control of Pollution) Act, 1974, Air (Prevention & Control of Water Pollution) Act, 1981, the Environment (Protection) Act, 1986 Hazardous Waste (Management, Handling and


Trans-boundary Movement) Rules, 2008 and the Public Liability Insurance Act, 1991 along with their amendments and rules.

11.0 Environmental Clearance is issued to M/s Asha Cellulose (I) Pvt. Ltd., expansion of existing Ethyl Cellulose Unit (20 TPM) by installing Organic Chemical Plant (79.69 TPM) at Sy. No. 303/2 & 302/P, Village Abrama, Tehsil & District Valsad, Gujarat.


(Lalit Bokolia)
Additional Director

Copy to:-

1. The Principal Secretary, Forests & Environment Department, Government of Gujarat, Sachivalaya, 8th Floor, Gandhi Nagar - 382 010, Gujarat.
2. The Chief Conservator of Forests (Western Zone), Ministry of Environment & Forests, Regional Office, E-5, Arera Colony, Link Road -3, Bhopal -462 016, M.P.
3. The Chairman, Central Pollution Control Board Parivesh Bhavan, CBD-cum-Office Complex, East Arjun Nagar, New Delhi - 110 032.
4. The Chairman, Gujarat State Pollution Control Board, Paryavaran Bhawan, Sector 10 A, Gandhi Nagar-382 043, Gujarat.
5. Monitoring Cell, Ministry of Environment, Forest & Climate Change, Indira Paryavaran Bhavan, Jor Bagh, New Delhi.
6. Guard File/Monitoring File/Record File.


(Lalit Bokolia)
Additional Director

ANNEXURE: 2

COPY OF CONSENT TO ESTABLISH ISSUED BY GPCB FOR EXPANSION PROJECT



GUJARAT POLLUTION CONTROL BOARD

PARYAVARAN BHAVAN
Sector-10-A, Gandhinagar-382 021.
Website : www.gpcb.gov.in

"Consent to Establish"
"CTE-65436"

NO: GPCB/CCA-VSD-152/ID: 23135/230205

dt 10/11/14.

To,
✓ M/s. ASHA CELLULOSE INDIA PVT LTD,
Plot No. SHED NO. 303/2, 302/P,
VILL: ABRAMA-396 001,
Dist: Valsad

Sub: Consent to Establish under Section 25 of Water Act 1974 and Section 21 of Air Act 1981.

Ref: Your application dated 2/6/2014 and subsequently correspondences,

Sir,

Without prejudice to the powers of this Board under the Water (Prevention and Control of Pollution) Act-1974, the Air Act-1981 and the Environment (Protection) Act-1986 and without reducing your responsibilities under the said Acts in any way, this is to inform you that this Board grants **Consent to Establish** for setting up of industrial plant/activities at Plot No. SHED NO. 303/2, 302/P, VILL: ABRAMA-396 001, Dist: Valsad for the manufacturing of the following items.

- The Validity period of the order will be Five years from date of issue. I.e. up to 6/10/2019

Sr. No.	Product	Existing Quantity MT/M	Proposed Quantity MT/M	Total Quantity MT/M
1	Ethyl Cellulose (Aqua Process)	20	0.0	20
2	Ethyl Cellulose (Solvent Process)	0.0	79.69	79.69

SUBJECT TO THE FOLLOWING CONDITIONS:-

- Unit shall not start manufacturing without obtaining Environmental Clearance from Ministry of Environment & Forest & Climate Change, Govt. of India.
- Unit shall be zero discharge.
- Unit shall operate, maintained & control efficiency of ESP for air emission reduction.

CONDITIONS UNDER WATER ACT 1974:

1. There shall be no discharge of the industrial effluent generated from the manufacturing process and other ancillary industrial operations. Unit shall treat waste water in primary, secondary & tertiary ETP plant and further treated in RO Plant & reuse RO Permeate again. RO reject shall be evaporated in MEE.
2. The quantity of the domestic waste water (sewage) shall not exceed 1500 lits/day.
3. Unit shall be Zero discharge. There shall be no GIDC drainage connection.
4. Sewage shall be disposed of through septic tank/soak pit system.

CONDITIONS UNDER AIR ACT 1981:

5. The following shall be used as fuel in the Boiler, HAG & DG Sets.

Sr. No.	Fuel	Quantity
1	Natural Gas	270 SCM/Hr
2	Coal	512 Kgs/Hr
3	HSD	95 Kgs/Hr

6. The applicant shall install & operate air pollution control system in order to achieve norms prescribed below.
7. The flue gas emission through stack shall conform to the following standards:

Clean Gujarat Green Gujarat
ISO - 9001 - 2008 & ISO - 14001 - 2004 Certified Organisation

Stack No.	Stack attached to	Stack height in Meter	APCM	Parameter	Permissible Limit
1.	Boiler (3 TPH)-Stand by-Existing	30	---	PM SO ₂ NO _x	150 mg/NM ³ 100 ppm 50 ppm
2.	Coal fired Boiler-proposed	30	ESP		
3.	Hot Air Generator (6 Lacs K Cal)-Existing	15	---		
4.	Hot Air Generator (2 nos, 10 Lacs K Cal)-Proposed	15	---		
5.	DG Set (500 KVA)-Proposed-stand by	11	---		
6.	DG Set (110 KVA)-Proposed-stand by	11	---		
7.	DG Set (35 KVA)-Proposed-stand by	11	---		

8. The Process emission through various stacks/vent of reactors, process, vessel shall conform to the following standards:

Stack No.	Stack attached to	Stack height in Meter	Air Pollution Control system	Parameter	Permissible Limit
1.	Spin Flash Dryer (50 Kgs/Hr)-Existing	11	Cyclone Separator & Bag Filter	PM	150mg/NM ³
2.	Spin Flash Dryer (2 Nos, 100 Kgs/Hr)-Proposed	11			

9. The concentration of the following substances in the ambient air within the premises of the industry and at a distance of 10 meters from the source (other than the stack / vent with height of more than 9 meters from the ground level) shall not exceed the following levels:

PARAMETERS	PERMISSIBLE LIMIT 24 Hrs	PERMISSIBLE LIMIT Annual
SO ₂	080 Microgram/M ³	50 Microgram/M ³
NO _x	080 Microgram/M ³	40 Microgram/M ³
PM ₁₀	100 Microgram/M ³	60 Microgram/M ³
PM _{2.5}	60 Microgram/M ³	40 Microgram/M ³

10. All measures for the control of environmental pollution shall be provided before commencing production.
- CONDITIONS UNDER HAZ. WASTE:**
11. Applicant shall have to comply with provisions of H.W. (Management Handling & Transboundary Movement) rules 2008.
- Industry shall provide adequate collection, storage, treatment & transportation system in accordance with the nature, quantity & compatibility of hazardous waste and shall offer their hazardous waste only to authorized operator of the ultimate disposal facility.
 - Applicant shall comply all the directives issued by Honorable Courts, notifications issued by Ministry of Environment & Forest, Department of Environment & Forest, Central Pollution Control Board and other competent authorities time to time.
 - Applicant shall comply all the guidelines published by Ministry of Environment & Forest, Department of Environment & Forest, Central Pollution Control Board and other competent authorities time to time.
 - Industry shall also comply following directives issued by the Supreme Court of India dated.14.10.2003.



GUJARAT POLLUTION CONTROL BOARD

PARYAVARAN BHAVAN
Sector-10-A, Gandhinagar-382 021.
Website : www.gpcb.gov.in

- i. Industry shall have to display the relevant information with regard to hazardous waste as indicated in the Court's order in W.P. No.657 of 1995 dated 14th October 2003.
- ii. Industry shall have to display on-line data outside the main factory gate with regard to quantity and nature of hazardous chemicals being handled in the plant, including wastewater and air emissions and solid hazardous wastes generated within the factory premises.

GENERAL CONDITION:

12. Adequate plantation shall be carried out all along the periphery of the industrial premises in such a way that the density of plantation is at least 1000 trees per acre of land and a green belt of 05 meters width is developed.
13. The applicant shall have to submit the returns in prescribed form regarding water consumption and shall have to make payment of water cess to the Board under the Water Cess Act- 1977.
14. In case of change of ownership/management the name and address of the new owners/partners/directors/proprietor should immediately be intimated to the Board.
15. The applicant shall however, not without the prior consent of the Board bring into use any new or altered outlet for the discharge of effluent or gaseous emission or sewage waste from the proposed industrial plant. The applicant is required to make applications to this Board for this purpose in the prescribed forms under the provisions of the Water Act-1974, the Air Act-1981 and the Environment (Protection) Act-1986.
16. The applicant also comply with the General conditions as per Annexure - I attached herewith (No.1 to 38) (whichever applicable).
17. The concentration of Noise in ambient air within the premises of industrial unit shall not exceed following levels:
Between 6 A.M. and 10 P.M.: 75 dB (A)
Between 10 P.M. and 6 A.M.: 70 dB (A)
18. Applicant is required to comply with the manufacturing, Storage and Import of Hazardous Chemicals Rules-1989 framed under the Environment (Protection) Act-1986.
19. If it is established by any competent authority that the damage is caused due to their industrial activities to any person or his property in that case they are obliged to pay the compensation as determined by the competent authority.

For and on behalf of
Gujarat Pollution Control Board

DP Shah
(Smt. D. P. Shah)
Environmental Engineer

ANNEXURE: 3

CONSENT TO OPERATE (CCA)



GUJARAT POLLUTION CONTROL BOARD

PARYAVARAN BHAVAN
Sector-10-A, Gandhinagar-382 010
Phone : (079) 23226295
Fax : (079) 23232156
Website : www.gpcb.gov.in

BY R.P.A.D.

NO: GPCB/CCA-VSD-152(3) /ID: 23135/

To,
✓ M/s. ASHA CELLULOSE INDIA PVT LTD,
SHED NO. 303/2, 302/P,
VILL: ABRAMA-396 001,
DIST: VALSAD.

SUB: Amendment (AWH-76445) to Consolidated Consent & Authorization (CC & A) (AWH-76445) under various Environmental Acts/ Rules.

REF: 1) Your Application inward No.100496 dated: 16/11/2015
2) CTE issued vide this office letter dated: 10/11/2014

Sir,

The Gujarat Pollution Control Board had granted Consolidated Consents & Authorization Order No. AWH-48492 dated 23/05/2012. Which is valid up to 22/05/2017. This order is served vide letter No. GPCB/CCA-VSD-152(3)/ID-23135/122700 dated:29/08/2012 is further amended with respect of following conditions.

Sr. No.	Product	Total Quantity MT/M
1	Ethyl Cellulose (Aqua Process)	20
2	Ethyl Cellulose (Solvent Process)	79.69
	Total	99.69
3	Spent Caustic lye (18-20%) By-Product	369.2

SUBJECT TO THE FOLLOWING CONDITIONS:-

- Unit shall operate, maintained & control efficiency of ESP for air emission reduction.

CONDITIONS UNDER WATER ACT 1974:

- There shall be no discharge of the industrial effluent generated from the manufacturing process and other ancillary industrial operations. Unit shall treat waste water in primary, secondary & tertiary ETP plant and further treated in RO Plant & reuse RO Permeate again. RO reject shall be evaporated in MEE.
- The quantity of the domestic waste water (sewage) shall not exceed 1500 lits/day.
- Unit shall be Zero discharge. There shall be no GIDC drainage connection.
- Sewage shall be disposed of through septic tank/soak pit system.

CONDITIONS UNDER AIR ACT 1981:

- The following shall be used as fuel in the Boiler, HAG & DG Sets.

Sr. No.	Fuel	Quantity
1	Natural Gas	270 SCM/Hr
2	Coal	512 Kgs/Hr
3	HSD	95 Kgs/Hr

Clean Gujarat Green Gujarat

ISO - 9001 - 2008 & ISO - 14001 - 2004 Certified Organisation

6. The applicant shall install & operate air pollution control system in order to achieve norms prescribed below.
7. The flue gas emission through stack shall conform to the following standards:

Stack No.	Stack attached to	Stack height in Meter	APCM	Parameter	Permissible Limit
1.	Boiler (3 TPH)-Stand by-Existing	30	---	PM SO ₂ NO _x	150 mg/NM ³ 100 ppm 50 ppm
2.	Coal fired Boiler-proposed	30	ESP		
3.	Hot Air Generator (6 Lacs K Cal)-Existing	15	---		
4.	Hot Air Generator (2 nos, 10 Lacs K Cal)-Proposed	15	---		
5.	DG Set (500 KVA)-Proposed-stand by	11	---		
6.	DG Set (110 KVA)-Proposed-stand by	11	---		
7.	DG Set (35 KVA)-Proposed-stand by	11	---		

8. The Process emission through various stacks/vent of reactors, process, vessel shall conform to the following standards:

Stack No.	Stack attached to	Stack height in Meter	Air Pollution Control system	Parameter	Permissible Limit
1.	Spin Flash Dryer (50 Kgs/Hr)-Existing	11	Cyclone Separator & Bag Filter	PM	150mg/NM ³
2.	Spin Flash Dryer (2 Nos, 100 Kgs/Hr)-Proposed	11			

9. The concentration of the following substances in the ambient air within the premises of the industry and at a distance of 10 meters from the source (other than the stack / vent with height of more than 9 meters from the ground level) shall not exceed the following levels:

Sr. No.	Pollutant	Time Weighted Average	Concentration in Ambient air in Microgram/m ³
1.	Sulphur Dioxide (SO ₂)	Annual	50
		24 Hours	80
2.	Nitrogen Dioxide (NO ₂)	Annual	40
		24 Hours	80



GUJARAT POLLUTION CONTROL BOARD

PARYAVARAN BHAVAN

Sector-10-A, Gandhinagar-382 010

Phone : (079) 23226295

Fax : (079) 23232156

Website : www.gpcb.gov.in

3.	Particulate Matter (Size less than 10 mg) OR PM10	Annual 24 Hours	80 100
4.	Particulate Matter (Size less than 2.5 mg) OR PM2.5	Annual 24 Hours	40 60

CONDITIONS UNDER HAZARDOUS WASTE:

M/s. ASHA CELLULOSE INDIA PVT LTD, is hereby granted an authorization to operate facility for following hazardous wastes on the premises situated at **SHED NO. 303/2, 302/P, VILL: ABRAMA-396 001, DIST: VALSAD**

Sr. No.	Waste	Quantity (MT/Yr)	Schedule-I	Facility
1.	Used oil	0.092	5.1	Incineration at common incineration system of M/S BEIL, Ankleshwar/burnt in our oil fired boilers/sold to authorized recyclers.
2.	Discarded Containers/ Bags	50	33.3	Reused for packing of solid waste or sold to registered recyclers.
3.	ETP waste	109	34.3	Disposed off into TSDF site of M/S BEIL, Ankleshwar or VWEMCL, Vapi.
4.	MEE waste	234	34.3	Disposed off into TSDF site of M/S BEIL, Ankleshwar or VWEMCL, Vapi.
5.	Dust from air filtration system	0.22	26.2	Recycled in process
6.	Salt for process	1703	26.1	Disposed off into TSDF site of M/S BEIL, Ankleshwar or VWEMCL, Vapi.
7.	Mixed solvent from the process	942.52	20.2	Sell to actual users
8.	Distillation Residue/ & Laboratory organic waste	23.0	20.3	Collection, storage transportation, disposal to BEIL incineration facility.
9.	Spent carbon from ETP & Chimney	4.8	28.2	Collection, storage transportation, disposal to BEIL incineration facility.
10.	Discarded and off-specification Material & floor sweeping	1.0	28.4	Collection, storage transportation, disposal to BEIL incineration facility.
11.	Spent Filter cloth & filter material	1.0	35.1	Collection, storage transportation, disposal to BEIL incineration facility.
12.	Spent Resins from D M plant	1.0	34.2	Collection, storage transportation, disposal to BEIL incineration facility.

Clean Gujarat Green Gujarat

ISO - 9001 - 2008 & ISO - 14001 - 2004 Certified Organisation

Sr. No.	Waste	Quantity (MT/Yr)	Schedule-I	Facility
13.	Used hot & cold insulation material	0.5	X02	Collection, storage transportation, disposal to BEIL incineration facility.

- The validity of CC&A shall be remain **22/05/2017** as per existing CC&A.
- All other conditions of CCA order **AWH-48492** dated **23/05/2012** issued vide letter No. **GPCB/CCA-VSD-152(3)/ID-23135/122700** dated: **29/08/2012** shall remain unchanged.

For and on behalf of
Gujarat Pollution Control Board

D. P. Shah
(Smt. D. P. Shah)
Environmental Engineer

Outward No: 346098, 22/02/2016

ANNEXURE: 4

RECOMANDATION OF PUBLIC HEARING

During public hearing, there are so many questions arised and also received queries from NGO regarding project. We are pleased to submit the reply of the said query as under;

REGIONAL OFFICE, VAPI

GUJARAT POLLUTION CONTROL BOARD



Plot No. C-5/124, N. H. No. 8, G.L.D. C., Vapi – 396 195.

Sr. No.	Who asked the question	Question details	Response from the party & comment from the dias
1	Shri Iktal Kumshti Village: Valsad	<ul style="list-style-type: none">• Asked that how much water of municipality is used by this company and how much quantity will be used in future?	Representative from the project Proponent replied that company is using their own borewell water and will continue to use in future also.
2	Shri Vishwas Village: Valsad	<ul style="list-style-type: none">• How much quantity of solvent is to be used by the company and how much is to be recovered?• He further asked about Mockdrill, Safety Audit and Risk Assessment etc. are carried out at regular interval or not?	Representative from the project Proponent replied that Solvent recovery @ 96% is carried out and Mockdrill & Safety Audit etc. are being carried out annually and Report is also forwarded to factory inspector.
3	Shri S.K. Nandi Village: Atul	<ul style="list-style-type: none">• What will be the treatment cost in the ETP?	Representative from the project Proponent replied that for the proposed expansion Rs. 43/KL cost will be incurred for industrial effluent treatment.
4	Shri Rajnikant Desai Village: Valsad	<ul style="list-style-type: none">• Whether for proposed project local people will get the employment or not?	Representative from the project Proponent replied that employment will be given to the local people based on their qualification and experience.
5	Shri Pravinbhai Pursottambhai Bhamasali Village: Valsad	<ul style="list-style-type: none">• As Company is located in the area of Nagarpalika, any officer of the Nagarpalika is present here or not?• He added that after 16/11/2012 whether Nagarpalika has given any permission. M/s. Asha Cellulose (I) Pvt. Ltd. has conducted this kind of public hearing which is highly appreciable and other company should also do same activity.• He further informed that	Shri G.V.Patel, Regional Officer, GPCB, Vapi enquired about the present of officers from Valsad Nagarpalika and on inquiry stated that nobody from Nagarpalika has turned up in the Public Hearing. - -

REGIONAL OFFICE, VAPI

GUJARAT POLLUTION CONTROL BOARD



Plot No. C-5/124, N. H. No. 8, G.L.D.C., Vapi – 396 195.

Sr. No.	Who asked the question	Question details	Response from the party & comment from the dias
		<p>recently permission was granted to the project of Rs. 170 Crore of M/s. Sidmak Laboratories but this kind of public hearing was not conducted.</p> <ul style="list-style-type: none"> • He asked whether company is located in Gundlav GIDC or Valsad? • He added that Gujarat Pollution Control Board has also issued notice to the Nagarpalika for the sewage treatment Plant. • In addition he mentioned that it is necessary that action should be taken by the collector in case of pollution by the Nagarpalika. 	<p>Representative from the project Proponent replied that this plant is located in the area of Valsad Nagarpalika.</p> <p>Shri G.V.Patel, Regional Officer, GPCB, Vapi informed that action will be taken as and when required.</p> <p>–</p>
6	Shri Rajendra Parekh, Valsad	<ul style="list-style-type: none"> • Asked the company to clarify whether Caustic Solution is generated in existing manufacturing process? As to why caustic solution will not be generated in the new project? 	Representative from the project Proponent replied that consumption of Caustic is more in aqua process but proposed expansion will be solvent based, so consumption of caustic will be less and there will be no generation of additional spent caustic.
7	Shri Himen Desai, Valsad	<ul style="list-style-type: none"> • Whether proposed R.O. and MEE system are viable or not? 	Representative from the project Proponent replied that feasibility trials conducted in the plant and details are also mentioned in the project report.
8	Shri Atul Sankadecha Valsad	<ul style="list-style-type: none"> • How many accidents or casualties occurred in last five years? 	Representative from the project Proponent replied that no such accidents or casualties occurred during last five years.

REGIONAL OFFICE, VAPI

GUJARAT POLLUTION CONTROL BOARD



Plot No. C-5/124, N. H. No. 8, G.L.D.C., Vapi – 396 195.

Mr. G V Patel, RO, GPCB, Vapi said that the public hearing has been carried out as per the provisions of the EIA Notification 2006 (as amended) and as per the procedure laid down under the said notification during which the local affected people present in the hearing have stressed on protection of environment, local employment and social responsibility and also summarised that the participation of the public from affected villages showed that wide publicity of the Public Hearing had been carried out by the Project Proponent.

The Public Hearing concluded with vote of thanks to the Chair.

Date: 15/12/2012
Venue: Abrama
Tal. & Dist.: Valsad

G. V. Patel
Regional Officer, GPCB, Vapi &
Representative of Member
Secretary, GPCB

J. K. Gadhavi (GAS)
Additional District Magistrate
and Resident Additional
Collector, Valsad

PARYAVARAN MITRA

(JANVIKAS)

502, Raj Avenue, Bhaikaka Nagar Road, Nr. Thalaj Cross Road, Thalaj, Ahmedabad - 380 059

Telefax - (079) 26851321 • Phone : (079) 26851801

Email : paryavaranmitra@yahoo.com Website : <http://paryavaranmitra.org.in>

Ref: PM/MP/ 1057/2012

Date: 5/12/2012

To
Shri Hardik Shah
Member Secretary
Gujarat Pollution Control Board
Gandhinagar

Sub. : Environmental Public Hearing of M/s. Asha Cellulose (I) Pvt. Ltd., for proposed expansion at Village Abrama, Dist : Valsad on December 15, 2012.

Sir,

We have reviewed draft EIA report of the above-mentioned project. Following are our comments/suggestions/observations regarding project and EIA report.

1. Please give copy of GPCB visit report and air/water/solid waste sample analysis report for existing unit in last two years.
2. Whether company had been issued show cause notice / closure order/notice under Water Act 1974 or Air Act 1981 or Environment Protection Act 1986 since starting of existing unit? If yes give copy of it. Also what remedies had been taken for restarting operation?
3. Whether unit has submitted Environmental Audit Reports regularly to GPCB for existing plant? What were suggestions of Auditor in last two years report?
4. Please give actual data of production, water usage, wastewater generation and energy bills for months of year 2010 and 2011.
5. October to December 2011 does not represent one season for environmental baseline monitoring as per the MoEF guideline. Clarify.
6. Why reconfirmation of monitoring was done in April 2012 by Precitech laboratories?
7. Why baseline monitoring was started in October 2011 before issuance of Terms of Reference which was in November 2011?
8. Please give name of MoEF authorized recycler/trader to whom used oil and containers are given for existing unit.
9. Please give name of companies to whom spent caustic is sold in last five years.
10. Please give membership certificate copies at VWEMCL and BEIL, Ankleshwar.
11. Please give exact date of monitoring for each sample of ambient air, water, noise and soil sampling.
12. How many skilled and unskilled people from surrounding area will get employment in proposed expansion project?

Yours truly



Mahesh Pandya

Cc: (1) Regional officer, GPCB, Vapi ✓
(2) District Collector, Valsad

Dec 5
nnd
h



ANNEXURE - D1



ASHA CELLULOSE (I) PVT. LTD.

Works : Near Water Works, Abrama, Valsad-396 001, India
Phones : +91 2632 254299 • 253665, 650382, Fax : +91 2632 227019 Email : vaisadi@ashacel.com
Website : www.ashacel.com



Date: 15/12/12

To,
Shri Mahesh Pandya,
ParyavaranMitra,
502, Raj Avenue, Bhaikaka Nagar Road,
Nr. Thaltej Cross

Sub.: Reply of queries by ParyavaranMitra letter Ref: PM/MP/1057/2012 regarding to Environmental Public Hearing of M/s. Asha Cellulose (I) Pvt. Ltd., for expansion at Village: Abrama, Dist: Valsad on December 15, 2012.

We are under receipt of your above-referred letter dated 05/12/2012. We thank you for reviewing the EIA report and would like to address your queries sequentially as below:

1. Please give copy of GPCB visit report & Air/Water/Solid waste sample analysis report existing unit in last two years
Ans The GPCB analysis report of water & air sample for existing unit is attached as **Annexure-1**.
2. Whether company had been issued show cause notice/ closure order/ notice under water act 1974 or Air act 1981 or Environmental Protection Act 1986 since starting of existing unit? If yes give copy of it. Also what remedies had been taken for restarting operations?
Ans No closure order has been received by the unit. A set of the show-case notices issued along with their clarification/ compliance replies is attached as **Annexure -2**.
3. Whether unit has submitted Environmental Audit Reports regularly to GPCB for existing plant? What were suggestions of Auditor in last two years report?
Ans Environment audit is not applicable to the unit.
4. Please give actual data of production, water usage, wastewater generation & energy bills for month of year 2010 & 2011.
Ans Monthly details of production, water usage, wastewater generation & energy bills for year 2010 & 2011 are shown in **Annexure – 3**.
5. October to December 2011 does not represent one season for environmental baseline monitoring as per MoEF guideline. Clarify?
Ans October and November we considered as post-monsoon season and one additional month of December was considered for monitoring. The same was verbally informed to the EAC during presentation of the TORs.
6. Why reconfirmation of monitoring was done in April 2012 by Precitech Laboratories?
Ans Earlier monitoring in Oct 2011 to Dec 2011 was carried out by Asha Cellulose from another NABL accredited laboratory. For validation of earlier collected data, an additional monitoring was carried out by Precitech Laboratories in April 2012.
7. Why baseline monitoring was started in October 2011 before issuance of Terms of Reference which was in November 2011?
Ans It was verbally discussed with the EAC during issuance of the TORs that monitoring had already been started after end of monsoon season, to save on time. And the same was verbally accepted by them.
8. Please give name of MoEF authorized recycler/ trader to whom used oil & containers are given for existing unit.
Ans Used oil is currently stored in plant premises & will be sold to registered reproprocessors.



ASHA CELLULOSE (I) PVT. LTD.

Works : Near Water Works, Abrama, Valsad-396 001, India
Phones : +91 2632 254299 • 253665, 650382 Fax : +91 2632 227019 Email : valsad@ashacel.com
Website : www.ashacel.com




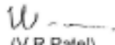
9. Please give name of companies to whom spent caustic is sold in last five years.
Ans List of name of companies to whom spent caustic is sold in last five years is attached as **Annexure - 4**.
10. Please give membership certificate copies at VWEMCL & BEIL, Ankleshwar.
Ans Membership certificate copies of VWEMCL, Vapi & BEIL, Ankleshwar is attached as **Annexure- 5(a)&5(b)** respectively.
11. Please give exact date of monitoring for each sample of ambient air, water, noise & soil sampling.
Ans Monitoring date for each sample of ambient air, water, noise & soil sampling is shown in **Annexure- 6(a), 6(b), 6(c)&6(d)** respectively.
12. How many skilled & unskilled people from surrounding area will get employment in proposed expansion project?
Ans 100 nos. of local contractual persons will be employed during construction & commissioning phase.
During operation phase 2 nos. of managerial, 5 nos. of skilled & 20 nos. of unskilled persons will be employed from surrounding area.

Thanking you,

For,

Asha Cellulose (I) Pvt. Ltd.,
Village: Abrama, Dist: Valsad.


(Authorized Signatory)

<p>GUJARAT POLLUTION CONTROL BOARD ગુજરાત પ્રદૂષણ નિયંત્રણ બોર્ડ Gujarat Pollution Control Board</p>	
<p style="text-align: center;"><u>SHOW CAUSE NOTICE</u></p>	
<p>WHEREAS you are having an industrial plant at Plot no – 303/2,303/p, Abrama, Ta: Valsad, Dist: Valsad</p>	
<p>AND WHEREAS the Gujarat pollution control Board has granted you consent under the provisions of Water Act by its consent order no 9752 dated 16/11/2007 for the operation of the industrial plant.</p>	
<p>AND WHEREAS your unit is visited on 10/3/2010 under Section -23 of the Water Act by the authorized officer of the Board w.r.t report published in daily news paper "Gujarat Samachar" dtd. 10/03/2010 regarding fish killing in to river auranga at Valsad, nr Railway Bridge, Lilapore due to polluted water discharge in to the river by various industrial units.</p>	
<p>During visit it is observed that production plant is found in operation. Generated w/w from the process plant is directly discharge in to river auranga without treatment through bypass line provided from neutralization tank through the final discharge point of factory drain. One untreated w/w sample is collected from the final discharge point of factory drain leading to river auranga having @ 8 pH and 45 0 C temperature. As per annual action plant of the Board it is required to provide a safe disposal point for disposal of treated wastewater and treat the wastewater according to GPCB norms.</p>	
<p>You are, therefore, called upon to show cause, within 15 days from the date of receipt of this notice, as to why legal action should not be initiated against you.</p>	
<p style="text-align: right;">For and on behalf of Gujarat Pollution Control Board</p>	
<p style="text-align: right;"> (V.R. Patel) REGIONAL OFFICER</p>	
<p>NO-GPCB-ID-23135/ 651 Issued to: M/S. Asha cellulose (I) pvt. Ltd, Plot no – 303/2,303/p, Abrama, Ta: Valsad, Dist: Valsad</p>	



ASHA CELLULOSE (I) PVT. LTD.

Works : Near Water Works, Abrama, Dist. 396 001 India



To,
The Member Secretary
Gujarat Pollution Control Board
Paryavaran Bhavan,
Sector - 10 A, Gandhi Nagar - 382043

Date: 07-04-2010

Ref: Show Cause Notice - NO-GPCB-ID-23135/631 dated 29th March 2010

Dear Sir,

We are manufacturing Ethyl Cellulose at our unit located at Survey No.303/2, village - Abrama, District - Valsad.

We are having valid consent and authorization of the board. For the treatment of effluent we have installed primary, secondary and tertiary treatment units. For many years we are running our effluent treatment plant and maintaining treated effluent quality as per the prescribed norms of the board and discharging in the tidal zone of river Auranga. We wish to inform that our past record indicate that we were maintaining the quality of treated effluent as per norms.

On 10th March 2010 foul smell & dead bacteria noticed in aeration tank and cleaning was started. On the same day in the evening bottom flange gasket of our alkali product tank failed and alkali solution got drained into the gutter and finally collected in effluent collection tank. Collection tank over flow situation was observed. The alkaline effluent was neutralized.

We regret that in emergency we were forced to release the neutralized effluent directly from neutralizing tank through final discharge tank. Coincidentally GPCB officers visited our ETP in the late evening on 10th March 2010 and noticed that neutralized effluent was discharged directly without primary and secondary treatments.

To avoid such incidents in future, we have decided to construct one more collection tank of suitable capacity.

We assure you Sir that we take adequate care not to repeat such incidents in future and operate our ETP regularly and maintain the norms of the treated effluent set by the board.

We request you kindly consider our appeal and give us chance and not to take any legal action.

Thanking you Sir,

Yours faithfully

For Asha Cellulose (I) Pvt Ltd

Director

cc: R.O.
GPCB
Vapi



GUJARAT POLLUTION CONTROL BOARD

Paryavaran Bhavan

Sector-10-A, Gandhinagar-382 010,

Phone : (079) 2220225

Fax : (079) 2220255

Website : www.gpcb.gov.in

Show Cause Notice

Whereas you are having industrial plant at Plot No.303/2, Village-Abrama, Dist Valsad for manufacturing of Ethyl Cellulose,

And Whereas the Board has granted you Consolidated Consents & Authorization order No.9752 dated 16/11/2007 which is valid up to 26/6/2012 for operation of industrial plant for the manufacture of above said products at the above site with specific terms & conditions,

And Whereas the authorized officers of the Board had monitored your industrial plant on 2/1/2010 it is noticed that you are discharging effluent having higher concentration of COD - 212 mg/l, BOD - 75 mg/l, TDS - 4862 mg/l, SS - 152 mg/l, Chlorides - 1116 mg/l,

This indicates that you have failed to fulfill the conditions given in the consent order. Consequently you have rendered yourself liable to be prosecuted under the penalty provisions of the consent order,

In view of the above, you are called upon to show cause and directed to submit action taken report with ref. to above within 10 days failure to which further action will be initiated against you and your industrial plant.

For and on behalf of

Gujarat Pollution Control Board,

(V.R. Chaudhary)

Environmental Engineer

NO : PGCCA/VSD-152/10-23/350 433/6

Issued to :

✓ M/s. Asha Cellulose (I) Pvt. Ltd.

Shed No.303/2, Village-Abrama,

Dist. Valsad - 396 001

- 3 FEB 2010



ASHA CELLULOSE (I) PVT. LTD.

Works : Near Water Works, Abrama, Valsad-396 001 India

Website : www.ashacell.com



Date: 15.02.2010

To,
The Environmental Engineer,
Gujarat Pollution Control Board,
Paryavaran Bhavan,
Sector 10-A
Gandhinagar - 382 010

Sub:- Show Cause Notice

Ref:- Your notice No. PC/CCA/VSD/152/ID-23135/43316 dated 03/02/2010

Dear Sir,

With reference to your above show cause notice, we would like to state that, we are manufacturing Ethyl cellulose at our unit located at S. no. 303/2, Village: Abrama, Di: Valsad.

We are having valid consent & authorization of the board.

We are generating industrial effluent @ of 38.8 m3 per day. For the treatment of which we have installed primary, secondary & tertiary effluent treatment plant.

We are operating our effluent treatment plant regularly & maintain norms of treated effluent as specified by the board & discharge our treated effluent into tidal zone of River Auranga leading to Arabian Sea.

As per our records Officers from the GPCB had visited our unit on 21/01/2009 & collected our effluent sample from final out let & no sample was collected on 02/01/2010. The results of treated effluent found higher than permissible limit. We regret the fact.

During inspection, we were cleaning our primary clarifier & bio reactor, resulting slightly high concentration of SS & BOD in the final treated effluent.

The same was cleaned immediately & put into operation immediately.

Also TDS & chloride parameters in the treated effluent found higher.

To reduce TDS level in the effluent, we have modified our process mainly layer separation.

After taking above remedial measures, our results of treated effluent found well within the permissible limits.

Also GPCB Vapi officers have already collected our treated effluent sample on 11.09.2009. Results of which were found well within the specified permissible limits. Analysis Report is enclosed for your reference.

We assure you that we always take care that the above incident will not repeat in future & operate our effluent treatment plant regularly & maintain norms of treated effluent as specified by the board.

We request you to kindly consider our reply & give us a chance & not to take any legal action to us.

Please do the needful & oblige.

Thanking You,

Yours Faithfully

FOR ASHA CELLULOSE (I) PVT. LIMITED

DIRECTOR

Encl:- Analysis Report for Sample ID No: 44346 Dated: 11/09/2009 & 31635 Dated: 21/01/2009

CC : Gujarat Pollution Control Board, Vapi



GUJARAT POLLUTION CONTROL BOARD

Paryavaran Bhavan
Sector-10-A, Gandhinagar-382 010.
Phone : (079) 23226295
Fax : (079) 23232156
Website : www.gpcb.gov.in

Show Cause Notice

WHEREAS you are having industrial plant at Shed No. 303/2,302/p, Vil. Abrama, Abrama-396 001, Ta. & Dist: Valsad, for manufacturing of product mentioned in CCA Order.

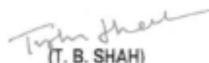
AND WHEREAS the Board has granted you Consolidated Consents & Authorization order No. 9752 which is valid up to 26/06/2012 for operation of industrial plant for the manufacture of above said products at the above site with specific terms & conditions.

AND WHEREAS Analysis Report of sample collected from final outlet on dt. 28/09/11 by the authorized officer of the Board shows that COD - 463 mg/lit & BOD - 119 mg/lit which are not meeting with GPCB norms.

This indicates that you have failed to fulfill the conditions given in the consent order. Consequently you have rendered yourself liable to be prosecuted under the penalty provisions of the consent order.

In view of the above, you are called upon to show cause and directed to submit action taken report with ref. to above within 10 days failure to which further action will be initiated against you and your industrial plant.

For and on behalf of
Gujarat Pollution Control Board


(T. B. SHAH)
Environmental Engineer

NO. GPCB/CCA/VSD- 152 / ID: 23135/ 96328 dt: 15/11/11
Issued to:
M/s. ASHA CELLULOSE PVT. LTD.,
Shed No. 303/2,302/p,
Vil. Abrama,
Abrama-396 001,
Ta. & Dist: Valsad,



ASHA CELLULOSE (I) PVT. LTD.

Works : Red Hills Road, Asha, Valsad-382 010, India
Export : Asha Cellulose (I) Pvt. Ltd. P.O. Box 10, Asha, Valsad-382 010, India
Website : www.ashacellulose.com



Date: 22-11-2011

To: Shri T.B. Shah
Environmental Engineer
Paryavaran Bhavan, Sector - 10 A,
Gandhinagar - 382 010

Sub: Show Cause Notice

Ref: Notice No. GPCB/CCA/VSD-152 / 10: 25135 / 96328 dated 15-11-2011

Dear Sir,

With reference to your above show cause notice, we would like to state that we are manufacturing Ethylcellulose at our unit located at S.No.303/2, 302/p, Village - Abrama, Dist: Valsad.

We are having valid consent and authorisation of the board.

We are generating Industrial effluent @ 38.8 m³ per day and for the treatment of effluent we have installed primary, secondary and tertiary units. For many years we are running our effluent plant and maintaining the treated effluent quality as per the prescribed norms of the board.

On morning of 28th September 2011 one of the air blowers of Aeration tank failed and taken for maintenance. Due to which air supply to aeration tank was not adequate. Hence the COD and BOD levels are slightly on higher side compared to the norms. Coincidentally officers from GPCB visited our plant and collected the water sample.

We regret the fact that effluent having higher COD and BOD levels was discharged to out let for few hours. The blower was put back in operation by late evening.

To avoid such incidents in future, we have decided to provide a standby blower. Already the standby blower was purchased and received at our site.

We assure you Sir that we take adequate measures not to repeat such incidents in future and operate our ETP maintain the norms of treated effluent set by the board.

Now we request you kindly consider our appeal and give us a chance and not to take any legal action.

Thanking you sir,

Yours sincerely
For Asha Cellulose (I) Pvt Ltd

Director

CC : RO - GPCB
Vapi



SHOW CAUSE NOTICE

PCB ID : 23135

Legal ID : 4501

Gujarat Pollution Control Board
Paryavaran Bhavan, Sector-18/A,
Gandhinagar - 382010
23222756

ACT : Hazardous

Show Cause Notice DATE : 30/10/2012

The Board has monitored your industry on 24/09/2012 it was observed that

Reason :

During visit, approx 80 to 90 MT of process waste was observed lying on open land. Leachate generated from waste was spread on nearby open land.

1

In view of the above, you are called upon to show cause within 15 days why legal action should not be initiated against your industrial unit.

Gujarat Pollution Control Board

T.B. Shah, Unit Head

NO : GGN-123100, 30/10/2012

Asha Cellulose (I) Pvt.Ltd,
SHED NO. 303/2, 302/P, VILLAGE-ABRAMA,
Abrama,
Dist : Valsad, Tal : Valsad, SIDC : Not in Gidc
Phone : 263227019

COPY TO :-

The RO Head(P.C.B.), Valsad

With a request to carryout monitoring and send the detailed I.R. & A.R. for the sample collected to this office immediately.



ASHA CELLULOSE (I) PVT. LTD.



Date: 07-11-2012

To:

THE ENVIRONMENTAL ENGINEER
GUJARAT POLLUTION CONTROL BOARD
PARVAVARAN BHAVAN, SECTOR - 10A
GANDEHI NAGAR - 382010

Ref: NO: SCN-120188, 20/10/2012

Dear Sir,

As the TSCF site BEIL - Ankleshwar is closed for monsoon season we have stored the process waste temporarily in open yard and covered the waste with tarpaulin from all sides.

We have dispatched all the waste to BEIL and presently no waste is in open yard.

We are constructing a new storage facility.

We have appealed through our letter dated 17th October 2012 and indicated the details of the new storage facility and the construction of storage facility in progress. Photocopy of the letter is enclosed for your perusal.

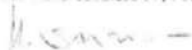
We once again confirm that we regret the fact and take all necessary precautions.
We assure you that such mistakes will not repeat in future.

Now we request your good selves to consider our appeal favourably and not to take any action against us.

Thanking you Sir,

Yours faithfully,

For Asha Cellulose (I) Pvt. Ltd.



Director

Cc: RD - GPCB, Vapi

Received

Sl. No.:

Date:

GPCB BOARD TRADE



ASHA CELLULOSE (I) PVT. LTD.

Works : New Vapi Road, Ashra, Valsad-382011 India
Phones : 01-22-2411400 • 2411401 Fax : 01-22-2411410 E-mail : ashacell@ashacell.com
Website : www.ashacell.com



Date: 17-10-2012

To:

THE ENVIRONMENTAL ENGINEER
GUJARAT POLLUTION CONTROL BOARD
PARYAVARAN BHAVAN, SECTOR - 10A
GANDHI NAGAR - 382010

Ref: Visit of your Officers on 24th September 2012 and 17th October 2012

Dear Sir,

We are manufacturing Ethylcellulose and are located at Survey No.302/P, 503/2, Village -Abrama,
Tal.- Valsad, Dist.- Valsad.
We are having valid Consent Order no. AWH-48492, Date of Issue: 23-05-2012, valid up to - 22-05-2017

During the visit on the above mentioned dates your officers observed the hazardous waste was in open land and advised to store in a designated area under shed. We regret the fact.

We have already started the construction of shed. The flooring work (10 m X 5 m) is in progress and the job is expected to be completed in next five to six weeks.

Meanwhile we are taking all precautions such as storing the waste on tarpaulin and covering the waste with tarpaulin.

Secondly we would like to inform you that the waste going to be transferred to BEL - Ankleshwar from 20th October 2012 as the site is opened after monsoon season recently for accepting the waste.

We assure you that we take all precautions not to repeat such mistakes in future.

Now we request you kindly consider our reply favourably and give us a chance and not to take action against us.

Kindly arrange acknowledge the duplicate copy and return us.

Thanking you Sir,

Yours faithfully

For Asha Cellulose (I) Pvt Ltd

Director

Cc: RO - GPCB, Vapi



ASHA CELLULOSE (I) PVT. LTD.

Works : Paper Mill Works, Abrama, Valsad Dist. India
Phone : +91 22 2511 5000 • 2511 5001 Fax : +91 22 2511 5002 Email : ashacell@ashacell.com
Website : www.ashacell.com



Id No. 23135

Date: 17-10-2012

To:

The Regional Officer

Gujarat Pollution Control Board

Vapi.

Ref: Visit of your Officers on 24th September 2012 and 17th October 2012

Dear Sir,

We are manufacturing Ethylcellulose and are located at Survey No.302/P, 303/2, Village -Abrama, Tal.- Valsad, Dist.- Valsad.

We are having valid Consent Order no. AWH-48492. Date of issue: 23-05-2012, valid upto 22-05-2019

During the visit on the above mentioned dates your officers observed the hazardous waste was in open land and advised to store in a designated area under shed. We regret the fact.

We have already started the construction of shed. The flooring work is in progress and the job is expected to be completed in next five to six weeks. (G.H.X.S.M.)

Meanwhile we are taking all precautions such as storing the waste on tarpaulin and covering the waste with tarpaulin.

Secondly we would like to inform you that the waste going to transferred to RFI - Ankleshwar from 20th October 2012 as the site is opened after monsoon season recently for accepting the waste.

We assure you that we take all precautions not to repeat such mistakes in future.

Now we request you kindly consider our reply favourably and give us a chance and not to take action against us.


Thanking you Sir,

Yours faithfully

For Asha Cellulose (I) Pvt Ltd


Director

RECEIVED
G. P. C. BOARD, VAPI

SIGN 
DATE 17/10/12

ANNEXURE - C2

Save Environment : care for next generation
Environment public hearing of 'Asha cellulose (I) pvt.ltd., Dist Valsad, Gujarat

Page 01/02

Date: 12/12/2012

From :

Pravinbhai Sheth, A-8, Kalindi Appartment, Chikuwadi, Ankleshwar-393001. Gujarat.
Senior Citizen and environmentalist
Cell No. : 09377958840

To, Member Secretary Gujarat Pollution Control Board. Gandhinagar Fax : 079 - 23222784 / 23232161 E mail ms-gpcb@gujarat.gov.in	copy RO, GPCB , Vapi, Ph. (0260) 2432089, 2426207 Fax (0260) 2432826 Email gpcb-val@gujarat.gov.in	copy Dist. Collector, Valsad Ph . 02632 - 253613 Email collector-val@gujarat.gov.in
--	--	---

Sub : Environment public hearing of Asha Cellulose (I) Pvt. Ltd,
Village: Abrama, Dist. Valsad, Gujarat, on 15 Dec 2012.

Respected Mr. Hardik Shah Saheb

On my review, I appreciate, on set, the report is very descriptive and supported by authentic data.
Still there is a scope for some improvements to update draft REIA report further.

I hope, my positive feed back and valuable in puts may help proponent to up date the draft REIA report further for a better and an effective presentation to GPCB/MoEF seniors.

REPLY THROUGH HARD COPY TO SEND TO ME AT MY ABOVE ADDRESS.

FEED BACK

We would like to seek few clarifications about the project from project proponent, it's environment protection measures and on it's sustainability.

- 01 What is a payback period against capital cost as estimated?
 - 02 What are your plans for odor control if any?
 - 03 Are there any chances for contamination of ground water from your proposed project?
 - 04 To promote green concept, will you prefer to give additional incentives to your employees who will plant maximum trees in any financial year and give an award to them on next world environment day schedule every year on 5th June.
 - 05 How many persons can be accomodated in assembly point at any point of time?
 - 06 As regards , mutual aids, have you surveyed how many industries/ infra structural facilities are there in nearby study area ?
Will you like to enter in to a formal MoU as confirmatory mutual assistance agreement?
 - 07 What will be a provision for a compensation package for employees and their family members? in case if he/she meets with a serious accident or becomes handicapped or dies ?
 - 08 Is there any chance of tree cutting during construction?
-

- 09 Will there be any diversion of any natural nala or storm water system during drilling operation?
- 10 How much fund is budgeted towards CSR activities for study area?
- 11 Has a project proponent and environment consultant followed the guide lines properly which are set by MoEF/GPCB/NABET/QCI ?
- 12 How long construction period will continue?
What are you provision to provide drinking water facilities and sanitation facilities and fuel for cooking to construction workers ?

SUGGESTIONS TO BE IMPLEMENTED IF ACCEPTABLE AND IF FOUND ECONOMICAL

- 13 Pl encourage timber free construction.
- 14 Pl celebrate world environment day each year to create awareness on environment protection.
- 15 Pl budget some funds to up lift society weaker class persons like senior citizens, orphans, widows, blinds, handicapped, like wise, under CSR activities.
- 16 Pl extend full medical assistance to employees for infectious diseases to prevent spreading of the infectious disease further.
- 17 Pl donate generously to Gujarat's Beti Bachao/ Kanya kelvani abhiyan.

Thanks and regards,



Pravinbhai sheth
Mob 09377958840 Ankleshwar
file : eph asha precitech valsad.
Pl ignore type/type settings/vocabulary mistakes /spelling mistakes if any.

Plant more trees --- plant more trees --- plant more trePs
Promote industrial progres --- Support Gujarat progress
(certainly not at the cost of environment)
Make Gujarat free from critically polluted zone/s category

WE ALL NEED HELPING HANDS TO PROTECT THE ENVIRONMENT:
EVEN FOR NEXT GENERATION
JAI JAI GARVI GUJARAT --- JAI HIND

END.....

ANNEXURE - D2



ASHA CELLULOSE (I) PVT. LTD.

Works : Near Water Works, Abrama, Valsad-396 001, India
Phones : +91 2632 254299 - 253665, 650382, Fax : +91 2632 227019 Email : valsad@ashacel.com
Website : www.ashacel.com



Date: 15/12/12

To,
Pravinbhai Sheth,
Senior Citizen and environmentalist
A-8, Kalindi Appartment,
Chikuwadi,
Ankleshwar-393001,
Gujarat.
Cell No. : 09377958840

Sub.: Reply of queries by Mr. Pravinbhai Sheth regarding to Environmental Public Hearing of M/s. Asha Cellulose (I) Pvt. Ltd., for expansion at Village: Abrama, Dist: Valsad on December 15, 2012.

Dear Sir,

We are in receipt of your letter dated 12/12/2012. We thank you for reviewing the EIA report and would like to address your queries sequentially as below:

- 01 What is a payback period against capital cost as estimated?**
Ans 5 yrs at full production capacity.
- 02 What are your plans for odor control if any?**
Ans There is no source of odor generation from existing as well as proposed project. However entire process is closed loop system. Breathing valves & nitrogen blanketing are provided to solvent handling system. All material handling is/ will be done through pipes. Moreover, Ethyl cellulose is an odorless product.
- 03 Are there any chances for contamination of ground water from your proposed project?**
Ans No there are no chances of contamination of ground water from the proposed project.
- 04 To promote green concept, will you prefer to give additional incentives to your employees who will plant maximum trees in any financial year and give an award to them on next world environment day schedule every year on 5th june.**
Ans Yes. We accept the suggestion.
- 05 How many persons can be accomodated in assembly point at any point of time?**
Ans Around 80 persons can be accomodated in assembly point at any point of time.
- 06 As regards, mutual aids, have you surveyed how many industries/ infra structural facilities are there in nearby study area? Will you like to enter in to a formal MoU as confirmatory mutual assistance agreement?**
Ans All the required aids are provided by Nagarpalika Valsad like Fire Brigade.
- 07 What will be a provision for a compensation package for employees and their family members? in case if he/she meets with a serious accident or becomes handicapped or dies?**
Ans We will provide compensation package as per statutory provisions of Factories Act. We have taken workmen compensation policy.
- 08 Is there any chance of tree cutting during construction?**
Ans No there will be no tree cutting during construction.



ASHA CELLULOSE (I) PVT. LTD.

Works : Near Water Works, Abrama, Valsad-396 001, India
Phones : +91 2632 254299 • 253665, 650382. Fax : +91 2632 227019 Email : valsad@ashacel.com
Website : www.ashacel.com



- 09 Will there be any diversion of any natural nala or storm water system during drilling operation?
Ans No, there will not be any diversion of natural nala or storm water system.
- 10 How much fund is budgeted towards CSR activities for study area?
Ans A total budget of 10 Lakhs will be allocated for 5 years towards CSR activities.
- 11 Has a project proponent and environment consultant followed the guide lines properly which are set by MoEF/GPCB/NABET/QCI?
Ans Yes, the environment consultant is a QCI-NABET accredited (provisional) organization and has followed all set guidelines.
- 12 How long construction period will continue? What are you provision to provide drinking water facilities and sanitation facilities and fuel for cooking to construction workers?
Ans Construction period will last for almost 6 months after obtaining required permission from MoEF. Since, local contractors will be employed; no temporary housing will have to be provided. Existing facilities will be utilized for drinking water and sanitation.

SUGGESTIONS TO BE IMPLEMENTED IF ACCEPTABLE AND IF FOUND ECONOMICAL

- 13 PI encourage timber free construction.
14 PI celebrate world environment day each year to create awareness on environment protection.
15 PI budget some funds to up lift society weaker class persons like senior citizens, orphans, widows, blinds, handicapped, like wise, under CSR activities.
16 PI extend full medical assistance to employees for infectious diseases to prevent spreading of the infectious disease further.
17 PI donate generously to Gujarat's Beti Bachao/ Kanya kelvani abhiyan.

Ans All suggestions mentioned from points 13 to 17 are accepted by us.

Thanking you,

For,

Asha Cellulose (I) Pvt. Ltd.,
Village: Abrama, Dist: Valsad.


(Authorized Signatory)

ANNEXURE: 5

COPY OF ADVERTISEMENT FOR PUBLIC NOTICE

ANNEXURE: 6
MONITORING REPORT
PART – I
DATA SHEET

1.	Project type : River-Valley/Mining/Industry/Thermal/Nuclear/Other	Industry
2.	Name of the Project	Asha Cellulose (I) Pvt. Limited
3.	Clearance letter(s) OM No. and date	J-11011/316/2011-IA II (I) dated 25.06.2015
4.	Location:	Asha Cellulose (I) Pvt. Limited
	(a) District (s)	Valsad
	(b) State (s)	Gujarat
	(c) Location Latitude/Longitude	20°35' 38.39" N Latitude & 72° 57'40.59" E Longitude.
5.	Address for correspondence	Plot. No. 303/2 & 302/P, Village: Abrama, Tehsil & Dist: Valsad, Gujarat
	(a) Address of the correspondence Project Chief Engineer (with pin Code & telephone/Telex/Fax numbers)	Mr. K Srinivasan- Director technical M/s. Asha Cellulose (I) Pvt. Limited Asha Cellulose (I) Pvt. Limited Mobile no. +91 9825132304
	(b) Address of the Executive Project Engineer/Manager	Mr. K Srinivasan- Director technical M/s. Asha Cellulose (I) Pvt. Limited Asha Cellulose (I) Pvt. Limited Mobile no. +91 9825132304
6.	Salient Features	Annexure: 6.1 attached
	(a) Of the Project	Annexure: 6.1 attached
	(b) Of the EMP	Annexure: 6.1 attached
7.	Breakup of the Project area	Total 22062 m ²
	(a) Submergence area : forest non-forest	Not applicable
	(b) Others	Non agriculture land
8.	Breakup of the project affected population with enumeration of those losing houses/dwelling units only agricultural land only both dwelling units & agricultural land & landless laborers/artisans:	Not applicable as we had purchased non agriculture land
	(a) SC, ST/Adivasi	Not applicable as we had purchased non agriculture land

	(b) Others	Not applicable as we had purchased non agriculture land
	(Please indicate whether these figures are based on any scientific and systematic survey carried out or only provisional figures, if a survey is carried out give details & year of survey)	Not applicable as we had purchased non agriculture land
9.	Financial Details	
	(a) Project cost as originally planned and subsequent revised estimates and the year of price reference	Originally project cost Rs. 1490 lakhs. There are no changes in project cost
	(b) Allocation made for EMP with item wise and year wise break-up	Total Rs. 210 lakhs for EMS Rs. 192 lakhs for effluent treatment plant, RO plant and MEE Rs. 8.0 lakhs for MDC and bag filter and chimney Rs. 10 lakhs for the membership of TSDF, CHWIF and disposal of hazardous waste. Entire allocation was done in the year of 2015.
	I BC ratio/IRR and the year of assessment	1.0: 1.15
	(d) Whether © includes the cost of EM as shown in the above	-
	(e) Actual expenditure incurred on the project so far	Rs. 1490 lakhs
	(f) Actual expenditure incurred on the EMP so far	Total Rs. 210 lakhs
10.	Forest land requirement	Not applicable as we had purchased non agriculture land
	(a) The status of approval for diversion of forest land for non forestry use	Not applicable as we had purchased non agriculture land
	(b) The status of clearing felling	Not applicable as we had purchased non agriculture land
	© The status of CA, if any	Not applicable as we had purchased non agriculture land
	(d) comments on the viability & sustainability of CA program in the light of actual field experience so far	Not applicable as we had purchased non agriculture land
11.	The status of clear felling in non-forest areas (such as submergence area or reservoir, approach Rods.), if any with quantitative information required.	Not applicable as we had purchased non agriculture land
12.	Status of construction (Actual &/or Planned)	Plant was already commissioned in the year of 2015
	(a) Date of commencement (Actual &/or Planned)	November 2015
	(b) Date of completion (Actual &/or Planned)	-
13.	Reason for delay if the project is yet to start.	Project was started as per schedule

14.	Any pending cases/complaints against the unit	There is no any pending cases or complaints against the unit. Also there are no closure orders from GPCB/CPCB. Show cause notice received from GPCB and we have already complied with. The details of show cause notice for last six months and its compliance is enclosed herewith as Annexure: 6.2
-----	---	---

ANNEXURE: 6.1

SALIENT FEATURES OF THE PROJECT AFTER EXPANSION

- Proposed expansion plant of Organic Chemicals at our existing plant located at S. No. 303/2 & 302/P, Village: Abrama, Tehsil & Di: Valsad, Gujarat by M/S Asha Cellulose (I) Pvt. Limited.
- The existing production capacity is 20 TPM of Organic Chemical, proposed production capacity will be 80 TPM of existing product, thus after proposed expansion, total capacity will be 100 TPM.
- The existing cost of the project is Rs. 694 Lacs. The cost of the proposed project will be Rs. 1490 Lacs, thus total cost of the project after proposed expansion will be Rs. 2184 lacs; out of which Rs. 248 lacs will be for environment protection measures.
- The list of the products at existing & proposed scenario are as follows;

Sr. No.	Name of the Product	Capacity, MT / Month			Remarks
		Existing	Proposed	Total after expansion	
1	ETHYL CELLULOSE (AQUA PROCESS)	20	0	20	Product from both the processes shall be manufactured.
2	ETHYL CELLULOSE (SOLVENT PROCESS)	0	79.69	79.69	
	Total	20	79.69	99.69	

LIST OF BY- PRODUCTS

S. No.	Name of the Product	Capacity, MT / Month			Remarks
		Existing	Proposed	Total after expansion	
1	Spent Caustic (18-20%)	369.2	0	369.2	Sold to actual users
2	Mixed Solvent	34.46	110.18	144.64	Sold to authorized dealers

- Presently, company is using one number of 3 TPH capacity of steam boiler, hot air generator of 6 lacs k cal capacity, furnace oil or natural gas used as a fuel at a rate of 1920 kgs/day or 2300 SCM/day & 480 kgs/day or 580 SCM/day respectively, having 33

meters & 11 meters height of chimney & SMF is provided. There will be one 5 TPH of steam boiler & two numbers of 10 lacs k cal capacity of hot air generators will be added having fuel of furnace oil or natural gas will be used at a rate of 4020 kgs/day or 4800 SCM/day & 1620 kgs/day or 1940 SCM/day respectively. Thus after proposed expansion furnace oil consumption will be 8040 kgs/day or natural gas consumption will be 9620 SCM/day. Also 500 KVA, 110 KVA & 35 KVA of D G sets will be installed as a standby in case of power failure. 150 kgs/hr of HSD will be used for DG sets & separate 11 meters height of chimney & SMF shall be provided. Also there is a 50 kgs/hr & 250 kgs/hr capacity of spin flash dryer will be used having cyclone separator & bag filter provided along with 11 meters height of chimney. There will be no process gas emission.

- Presently 52.7 m³/day of water is used sourced from own bore well. For the proposed expansion, there will be decrease in the fresh water requirement by 3.5 m³/day, thus after proposed expansion the total fresh water requirement will be 49.2 m³/day shall be sourced from existing own bore well. Presently we are generating 38.3 m³/day of industrial effluent, which is treated in primary, secondary & tertiary effluent treatment plant & finally discharged into tidal zone of river Auranga for ultimate disposal into Arabian Sea. After proposed expansion, there will be 242.1 m³/day of effluent generation, for the treatment of which we have proposed modified effluent treatment plant consisting of primary, secondary & tertiary treatment units followed by RO system & multiple effect evaporation system. Thus, after expansion there will be no discharge of any industrial effluent on land. Entire treated effluent will be recycled in the process. Salt from MEE will be sent to TSDF.
- After proposed expansion; 0.020 TPA of used oil from the machineries, 70 TPA of discarded containers, 220.47 TPA of waste from ETP & MEE, 0.22 TPA of dust from air filtration system, 2816.4 TPA of salt from the process, 47.19 TPA of distillation residue from the process will be generated. Used oil shall be sold to registered re-refiner; discarded containers shall be partly reused for packing & partly sold to authorized recycler. ETP waste, salt from MEE & process shall be dispose off into TSDF, residue shall be sent to CHWIF of M/S GEPIL, Surat. Each category of waste will be stored in segregated area in covered storage shed with chemical proof flooring and R.C.C. boundary wall to prevent a leaching due to rain during monsoon. Leachate collection system will be provided which is connected to ETP inlet. The company has already taken membership of common TSDF/CHWIF site of M/S VWEMCL, Vapi. GEPIL, Surat & BEIL, Ankleshwar.

- After proposed expansion, there will be usage of solvent i.e ethyl chloride as a reactant with consumption of 254 TPM & Toluene will be used as a reaction medium with consumption of 32.24 TPM. We have provided adequate solvent recovery system.
- Land Acquired: Existing 22060 m2 of area with will be utilized for proposed expansion.
- Power requirement and source: Total power requirement will be 1500 KVA from DGVCL.

The project activity is listed at 5 (f) and is of A Category in the Schedule of EIA Notification, 2006.

- Land acquired: 22060 m2
- Land for Green belt: 6325 m2
- Cost of project: Total Rs. 2184 lacs
- Capital and recurring Cost earmarked for environmental protection measures: Existing capital cost for EMS is Rs. 38 lacs & operating cost is Rs. 8 lacs per Anum. After proposed expansion total capital cost will be Rs. 248 lacs & estimated operating cost will be Rs. 134 lacs per Anum.
- Raw materials with quantities for proposed product:

FOR EXISTING PROCESS

Sr. No.	Raw Materials	Consumption in TPM	
		Per tone	Per month
1	Wood pulp	0.81	16.2
2	Caustic flakes	5.385	107.7
3	Ethyl Chloride	3.365	67.3
4	Acetic acid	0.0039	0.078
	Total		191.278

FOR PROPOSED PROCESS

Sr. No.	Raw Materials	Consumption in TPM	
		Per tone	Per month
1	Wood pulp	0.83	66.14
2	Caustic flakes	1.74	138.66
3	Ethyl Chloride	2.34	186.47

4	Toluene	0.40	32.24
5	Acetic acid	0.59	47.02
6	SDS	0.19	15.14
	Total		485.66

- Water requirement, sources and pollution management : Source of Water: Own bore well
- Total water requirement: 49.2 m³/day
- Total industrial effluent generation: 242.1 m³/day
- Pollution management: Provide primary, secondary & tertiary treatment followed by RO & MEE system for industrial effluent stream & treated effluent shall be recycled back to the process, thus there will no discharge of any effluent on land.
- Power requirement and source: Total 1500 KVA power from DGVCL,
- Fuel requirement: FO or natural gas: 8040 kgs/day or 9620 SCM/day & 150 kgs/hr of HSD
- DG sets: 500 KVA, 110 KVA & 35 KVA

ANNEXURE: 6.2

Compliance of Show cause notice issued by the GPCB

S. No.	Show cause Date	Show cause notice	Compliance

COMPLIANCE REPORT

MONITORING PERIOD

October 2016 to March 2017

M/s. ASHA CELLULOSE (I) PVT. LIMITED

At,

**Plot. No. 303/2, 302/P, Village: Abrama, Tehsil & Dist: Valsad,
Gujarat.**

The compliance of Specific conditions & general conditions of Environmental Clearance are as follows;

Sr. No.	CONDITIONS	Compliance
A	Specific Conditions	
i	National Emission standards for organic chemicals Manufacturing Industry issued by the ministry vide G.S.R 608(E) dated 21 th July 2010 and amended time to time shall be followed by the unit.	We followed and complied with all the standards for national emission standards for organic chemicals Manufacturing Industry issued by the ministry vide G.S.R 608(E) dated 21 th July 2010 and amended time to time by regularly monitoring through private NABL accredited laboratory.
ii	<p>Adequate stack height should be provided to gas fired boiler/hot air generator, Bag filter shall be provided to additional spin flash dryers.</p> <p>At no time, the emission levels should go beyond the prescribed standards.</p>	<p>We have provided 11 meters height of chimney to the gas fired boiler/hot air generator as per formula $H=14 (Q)^{0.3}$, where as Q is SO₂ emissions in kg /hr) given by the CPCB. Also we have provided bag filter to spin flash dryer.</p> <p>We ensure that, any time no emission level will beyond the prescribed standard.</p>
iii	<p>In plant control measures for checking fugitive emissions from all the vulnerable sources shall be provided.</p> <p>Fugitive emissions shall be controlled by providing closed storage, closed handling & conveyance of chemicals/ materials, multi cyclone separator and water sprinkling system.</p> <p>Dust suppression system including water sprinkling system shall be provided at loading and unloading areas to control dust emission.</p> <p>Fugitive emissions in the work zone environment, product, raw material storage area etc. shall be regularly monitored.</p>	<p>We have provided closed reactors, storage tanks for liquid raw materials to control the fugitive emission. Also provided alarm system to check the fugitive emission at source.</p> <p>We have provided closed storage, closed handling & conveyance of chemicals/ materials, multi cyclone separator and water sprinkling system to control fugitive emission.</p> <p>We have provided RCC road within the premises and also provided water sprinkler system at loading and unloading area.</p> <p>We have regularly carried out fugitive emission in the work zone area, production plant, raw material/product storage area through NABL accredited laboratory M/S Ecosystem Resource Management Pvt. Limited, Surat on monthly basis. Results of which are enclosed herewith as Annexure: 7. Summary of the results are as under;</p>

No.	Date	Name of Raw Material Storage			
		Toluene	Ethyl Alcohol	Acetic Acid	HCl
1	05/10/2016	23.5	65.0	02.3	1.20
2	09/11/2016	20.8	60.8	03.0	0.80
3	13/12/2016	25.0	70.5	02.8	1.50
4	10/01/2017	22.5	60.0	01.8	1.80
5	08/02/2017	23.6	55.5	02.5	0.90
6	10/03/2017	26.5	65.4	03.8	1.00
	Min.	20.8	55.5	01.8	0.80
	Max.	26.5	70.5	03.8	1.80
	Permissible Limits as specified by factory act rules	100 ppm	1000 ppm	10 ppm	05 ppm

Fugitive emission was carried out by NABL accredited laboratory M/S Ecosystem Resource Management Pvt. Limited, Surat.

iv	<p>Solvent management shall be carried out as follows:</p> <ul style="list-style-type: none"> i. Reactor shall be connected to chilled brine condenser system. ii. Reactor and solvent handling pump shall have mechanical seals to prevent leakages. iii. The condensers shall be provided with sufficient HTA and residence time so as to achieve more than 95% recovery. iv. Solvents shall be stored in a separate space specified with all safety measures. v. Proper earthing shall be provided in all the electrical equipment wherever solvent handling is done. vi. Entire plant shall be flame proof. The solvent storage tanks should be provided with breather valve to prevent losses. vii. All the solvent storage tanks shall be connected with vent condensers with chilled brine circulation. 	<p>We are using toluene as solvent and provided adequate solvent recovery system to achieve > 95% of recovery. The details of solvent recovery plant as under;</p> <p>All the reactors are connected to the double condenser with chilled water and brine.</p> <p>We have provided mechanical seal to all solvent handling pumps to prevent leakages.</p> <p>We have provided sufficient HTA to condensers to achieve more than 95% of solvent recovery.</p> <p>We have provided isolated storage tanks for the storage of solvent.</p> <p>We have provided proper earthing to the storage tanks and in all the electrical equipment wherever solvent handling is done.</p> <p>We have provided flame proof units and also provided breather valve to storage tank to prevent losses.</p> <p>All the storage tanks are connected to the double condenser with chilled water and brine</p>
----	---	--

		We are regularly monitored VOC level through NABL Accredited laboratory M/S Ecosystem Resource Management Pvt. Limited, Surat. The results of VOC monitoring is enclosed herewith as Annexure: 7 A . Summary of the results are as under																																
		<table><tr><th>No.</th><th>Date</th><th>Results</th><th>Permissible Limits as per factory act rules</th></tr><tr><td>1</td><td>05/10/2016</td><td>16.30</td><td rowspan="8">160</td></tr><tr><td>2</td><td>08/11/2016</td><td>18.00</td></tr><tr><td>3</td><td>13/12/2016</td><td>15.60</td></tr><tr><td>4</td><td>05/01/2017</td><td>13.80</td></tr><tr><td>5</td><td>09/02/2017</td><td>14.00</td></tr><tr><td>6</td><td>06/03/2017</td><td>17.60</td></tr><tr><td></td><td>Min.</td><td>13.80</td></tr><tr><td></td><td>Max.</td><td>18.00</td></tr></table>	No.	Date	Results	Permissible Limits as per factory act rules	1	05/10/2016	16.30	160	2	08/11/2016	18.00	3	13/12/2016	15.60	4	05/01/2017	13.80	5	09/02/2017	14.00	6	06/03/2017	17.60		Min.	13.80		Max.	18.00	<ul style="list-style-type: none">All Results are in microgram/m3 <p>VOC monitoring was carried out by M/S Ecosystem Resource Management Pvt. Limited, Surat.</p>		
No.	Date	Results	Permissible Limits as per factory act rules																															
1	05/10/2016	16.30	160																															
2	08/11/2016	18.00																																
3	13/12/2016	15.60																																
4	05/01/2017	13.80																																
5	09/02/2017	14.00																																
6	06/03/2017	17.60																																
	Min.	13.80																																
	Max.	18.00																																
v	<p>The gaseous emissions from DG set shall be dispersed through adequate stack height as per CPCB standards.</p> <p>Acoustic enclosure shall be provided to the DG sets to mitigate the noise pollution.</p>	<p>We have provided 11 meters height of chimney to D G set as per formula issued by CPCB $H = h+0.2 \times \sqrt{Q_{KVA}}$ and disperse the gaseous emission through chimney.</p> <p>We have provided acoustic enclosure to the D G set to minimize the noise pollution.</p>																																
vi	<p>The company shall upload the status of compliance of the stipulated environmental clearance conditions, including results of monitored data on its website and shall updates the same periodically. It shall simultaneously be sent to the Regional office of MoEF, the respective Zonal office of CPCB and the GPCB.</p> <p>The levels of PM₁₀,SO₂ ,NO_x, Co_x, VOC and CO ,in ambient air and emission from the stack shall be monitored and displayed at a convenient location near the main gate of company and at important public places.</p>	<p>We will upload the status of compliance of conditions mentioned in EC including results of monitored data etc on our company web site.</p> <p>We will regularly send the compliance report along with monitoring data to Regional office of MoEF, CPCB and GPCB.</p> <p>We are regularly monitored level of PM₁₀,SO₂ ,NO_x, Co_x, VOC and CO ,in ambient air and emission from the stack through NABL accredited laboratory M/S Ecosystem Resource Management Pvt. Limited, Surat on monthly basis. We have provided display board at main gate of the unit indicating monitoring data .Results of which are enclosed herewith as Annexure: 8 & 9. Summary of the results are as under:</p>																																

Ambient Air Monitoring

No.	Date	Location	Results PM 10	Min.	Max.	GPCB Limit
1	05/10/2016	Near Main Gate	80	74	88	100
2	08/11/2016	Near Main Gate	76			
3	13/12/2016	Near Main Gate	84			
4	05/01/2017	Near Main Gate	82			
5	09/02/2017	Near Main Gate	74			
6	06/03/2017	Near Main Gate	88			
7	05/10/2016	Near ETP	72	66	78	100
8	08/11/2016	Near ETP	69			
9	13/12/2016	Near ETP	66			
10	05/01/2017	Near ETP	75			
11	09/02/2017	Near ETP	78			
12	06/03/2017	Near ETP	70			

No.	Date	Location	Results PM 2.5	Min.	Max.	GPCB Limit
1	05/10/2016	Near Main Gate	47	43	51	60
2	08/11/2016	Near Main Gate	44			
3	13/12/2016	Near Main Gate	48			
4	05/01/2017	Near Main Gate	47			
5	09/02/2017	Near Main Gate	43			
6	06/03/2017	Near Main Gate	51			
7	05/10/2016	Near ETP	42	38	46	60
8	08/11/2016	Near ETP	40			
9	13/12/2016	Near ETP	38			
10	05/01/2017	Near ETP	44			
11	09/02/2017	Near ETP	46			
12	06/03/2017	Near ETP	41			

No.	Date	Location	Results SO2	Min.	Max.	GPCB Limit
1	05/10/2016	Near Main Gate	18	14	22	80
2	08/11/2016	Near Main Gate	22			
3	13/12/2016	Near Main Gate	16			
4	05/01/2017	Near Main Gate	14			
5	09/02/2017	Near Main Gate	20			
6	06/03/2017	Near Main Gate	22			
7	05/10/2016	Near ETP	13	10	15	80
8	08/11/2016	Near ETP	15			
9	13/12/2016	Near ETP	10			
10	05/01/2017	Near ETP	12			
11	09/02/2017	Near ETP	14			
12	06/03/2017	Near ETP	13			

No.	Date	Location	Results NOx	Min.	Max.	GPCB Limit
1	05/10/2016	Near Main Gate	23	19	29	80
2	08/11/2016	Near Main Gate	28			
3	13/12/2016	Near Main Gate	20			
4	05/01/2017	Near Main Gate	19			
5	09/02/2017	Near Main Gate	26			
6	06/03/2017	Near Main Gate	29			
7	05/10/2016	Near ETP	17	14	20	80
8	08/11/2016	Near ETP	19			
9	13/12/2016	Near ETP	14			
10	05/01/2017	Near ETP	18			
11	09/02/2017	Near ETP	20			
12	06/03/2017	Near ETP	17			

- All Results are in microgram/m³

Ambient air monitoring was carried out by NABL accredited laboratory M/S Ecosystem Resource Management Pvt. Limited, Surat

Flue gas emission

No.	Date	Boiler Stack			D.G.Set (110 KVA)			D.G.Set (35 KVA)		
		PM mg/ Nm ³	SO ₂ ppm	NO _x ppm	PM mg/ Nm ³	SO ₂ ppm	NO _x ppm	PM mg/ Nm ³	SO ₂ mg/ Nm ³	NO _x mg/ Nm ³
1	05/10/2016	67.80	26.50	07.72	58.00	20.70	06.82	57.30	19.80	07.22
2	08/11/2016	70.00	27.20	08.12	61.60	21.80	07.30	58.70	20.00	06.26
3	13/12/2016	73.40	29.80	09.12	64.50	23.50	08.34	60.00	18.40	07.52
4	05/01/2017	76.60	29.00	08.36	57.40	23.80	07.22	56.80	20.50	07.60
5	09/02/2017	79.50	27.60	07.92	61.00	22.60	08.30	59.20	19.80	06.17
6	06/03/2017	74.40	28.70	08.88	65.30	24.00	07.52	61.30	18.30	06.80
	Min.	67.80	26.50	07.72	57.40	20.70	06.82	56.80	18.40	06.17
	Max.	79.50	29.80	09.12	65.30	24.00	08.34	61.30	20.50	07.60
	G.P.C.B. Limits	150	100	50	150	100	50	150	100	50

Process & Flue Gas Stack Monitoring

No.	Date	Dryer-1	Dryer-2	Hot Air Generator-1			Hot Air Generator-1		
		PM mg/Nm ³	PM mg/Nm ³	PM mg/ Nm ³	SO ₂ ppm	NO _x ppm	PM mg/ Nm ³	SO ₂ ppm	NO _x ppm
1	05/10/2016	05.80	07.80	08.30	06.80	08.30	10.30	07.80	09.22
2	08/11/2016	07.20	09.20	09.70	05.60	07.76	12.50	08.00	09.86
3	13/12/2016	06.80	11.20	08.20	07.40	09.52	09.60	06.70	08.32
4	05/01/2017	09.00	09.50	10.80	07.70	09.80	08.80	07.20	09.60
5	09/02/2017	07.50	08.60	13.20	08.50	10.17	09.20	08.10	10.17
6	06/03/2017	09.30	07.50	09.30	06.80	08.20	12.30	08.80	10.80
	Min.	05.80	07.50	08.20	05.60	07.76	08.80	06.70	08.32
	Max.	09.30	11.20	13.20	08.50	10.17	12.50	08.80	10.80
	G.P.C.B. Limits	150	150	150	100	50	150	100	50

	Flue gas emission and process gas emission monitoring was carried out by NABL accredited laboratory M/S Ecosystem Resource Management Pvt. Limited, Surat					
vii	Total fresh water requirement from ground water source should not exceed 52.7 m ³ / day and prior permission should be obtained from the CGWA/SGWA.	We are using fresh water from our own bore well. We have used average 35 m3/day of fresh water from our own bore well. To calculate water consumption, we have provided flow meter at the bore well. Our area was not covered under dark zone of CGWA. So we have not applied for permission of CGWA. Now it is mandatory to take permission of CGWA and we will apply for permission of CGWA				
vii	Total effluent generations shall not exceed 240.5 m ³ /day. Effluent shall be should be treated in ETP comprising primary, secondary and tertiary treatment (RO). RO rejects will be evaporated in MEE. The RO permeates and MEE condensate shall be recycled in the process.	We have generated average 125 m3/day of industrial effluent. We have provided primary, secondary and tertiary effluent treatment plant and RO/MEE to treat entire industrial effluent. RO rejected effluent is taken to MEE. RO permeate and MEE condensate is recycle in the process.				
ix	‘Zero’ effluent discharge shall be adopted and no effluent will be discharged outside the premises.	We have adopted zero liquid discharge by installing primary, secondary, tertiary ETP, Reverse Osmosis and Multi effect evaporation system. We are not discharging any industrial effluent out side the factory premises. We are regularly monitored sewage effluent, ETP inlet, ETP out let RO permeate, MEE Condensate. The results of which are enclosed herewith as Annexure: 9 A. Summary of the results are as under;				
	<u>Sewage Sample</u>					
	No.	Date	Parameters & Results			
			pH	Suspended Solids (mg/L)	BOD (3days 27°C) (mg/L)	Residual Chlorine (ppm)
	1	05/10/2016	8.54	26	08	0.74
	2	08/11/2016	7.88	21	12	0.62
	3	13/12/2016	8.18	17	10	0.70
	4	05/01/2017	8.22	24	12	0.80
	5	09/02/2017	7.67	20	09	0.72
	6	06/03/2017	7.80	19	10	0.70
		Min.	7.67	17	08	0.62
		Max.	8.54	26	12	0.80
		G.P.C.B.	-	Less than	Less than	Minimum

		Limits		30 mg/L.	20 mg/L.	0.5 ppm				
Effluent Analysis (R.O. Permeate)										
			Month wise Results							
No.	Parameters	Unit	5/10/16	8/11/16	13/12/16	5/1/17	9/2/17	6/3/17	Min.	Max.
1	Colour	Pt.co.	05	00	05	00	00	05	00	05
2	Temp.	°C	24	25	25	24	26	25	24	26
3	pH	unit	7.02	7.12	6.38	6.54	6.30	7.14	6.30	7.14
4	S.S.	mg/l	N.D.	N.D.	N.D.	N.D.	N.D.	N.D.	-	-
5	T.D.S.	mg/l	64	76	52	68	61	72	52	76
6	COD	mg/l	8.12	9.20	7.56	11.30	14.20	9.32	7.56	14.20
7	Chlorides	mg/l	32	35	30	34	31	39	30	39
8	Oil/Grease	mg/l	N.D.	N.D.	N.D.	N.D.	N.D.	N.D.	-	-
9	Sulphates	mg/l	13	11	14	18	16	22	11	22
10	NH3-N	mg/l	4.2	2.8	2.8	1.4	4.2	1.4	1.4	4.2
11	Phenolic comp.	mg/l	N.D.	N.D.	N.D.	N.D.	N.D.	N.D.	-	-
Effluent Analysis (Condensate water from MEE)										
			Month wise Results							
No.	Parameters	Unit	5/10/16	8/11/16	13/12/16	5/1/17	9/2/17	6/3/17	Min.	Max.
1	Colour	Pt.co.	05	00	10	05	00	05	00	10
2	Temp.	°C	31	28	30	32	30	31	28	32
3	pH	unit	6.88	7.26	7.54	6.45	6.78	7.05	6.45	7.54
4	S.S.	mg/l	N.D.	N.D.	N.D.	N.D.	N.D.	N.D.	-	-
5	T.D.S.	mg/l	24	32	36	27	30	38	24	38
6	COD	mg/l	248	287	304	292	318	296	248	318
7	BOD	mg/l	72	80	92	90	96	90	72	96
8	Chlorides	mg/l	14	17	19	14	16	20	14	20
9	Oil/Grease	mg/l	N.D.	N.D.	N.D.	N.D.	N.D.	N.D.	-	-
10	Sulphates	mg/l	07	09	11	06	08	13	06	13
11	NH3-N	mg/l	5.6	2.8	2.8	4.2	5.6	4.2	2.8	5.6
12	Phenolic comp.	mg/l	0.02	0.02	0.03	0.02	0.03	0.04	0.02	0.04
Effluent Analysis (E.T.P. Outlet)										
			Month wise Results							
No.	Parameters	Unit	5/10/16	8/11/16	13/12/16	5/1/17	9/2/17	6/3/17	Min.	Max.
1	Colour	Pt.co.	40	50	30	30	20	50	20	50
2	Temp.	°C	24	26	25	25	24	26	24	26
3	pH	unit	7.56	7.33	6.88	7.36	7.58	7.34	6.88	7.58
4	S.S.	mg/l	56	58	62	44	38	57	38	62
5	T.D.S.	mg/l	1120	1040	1250	1060	1100	1030	1030	1250
6	COD	mg/l	124	132	108	116	142	127	108	142
7	BOD	mg/l	27	28	25	26	29	25	25	29
8	Chlorides	mg/l	476	453	526	460	472	448	448	526
9	Oil/Grease	mg/l	0.60	0.80	1.10	0.70	0.60	0.50	0.50	1.10
10	Sulphates	mg/l	383	367	415	374	402	388	367	415
11	NH3-N	mg/l	4.6	5.2	6.4	5.2	7.6	6.4	4.6	7.6
12	Phenolic comp.	mg/l	0.04	0.02	0.03	0.06	0.04	0.05	0.02	0.06
Effluent Analysis (E.T.P. Inlet)										

No.	Parameters	Unit	5/10/16	8/11/16	13/12/16	5/1/17	9/2/17	6/3/17	Min.	Max.
1	Colour	Pt.co.	80	60	120	110	130	80	60	130
2	Temp.	°C	30	28	27	31	29	30	27	31
3	pH	unit	9.36	8.78	8.56	9.04	9.32	8.78	8.56	9.36
4	S.S.	mg/l	128	145	98	112	136	140	98	145
5	T.D.S.	mg/l	2680	2550	2710	2850	2640	2730	2550	2850
6	COD	mg/l	904	1012	886	732	1005	1036	732	1036
7	BOD	mg/l	290	300	284	270	300	308	270	308
8	Chlorides	mg/l	1305	1280	1380	1424	1300	1338	1280	1424
9	Oil/Grease	mg/l	3.80	4.20	5.50	3.80	6.20	5.70	3.80	6.20
10	Sulphates	mg/l	956	932	1010	1073	960	972	932	1073
11	NH3-N	mg/l	N.D.	N.D.	N.D.	N.D.	N.D.	N.D.	-	-
12	Phenolic comp.	mg/l	0.06	0.08	0.12	0.08	0.09	0.10	0.06	0.12
Effluent Analysis (R.O. Reject)										
No.	Parameters	Unit	5/10/16	8/11/16	13/12/16	5/1/17	9/2/17	6/3/17	Min.	Max.
1	Colour	Pt.co.	20	30	20	40	30	40	20	40
2	Temp.	°C	30	28	32	29	28	27	27	32
3	pH	unit	8.36	8.52	9.16	8.72	7.96	8.74	7.96	9.16
4	S.S.	mg/l	20	24	18	28	24	22	18	28
5	T.D.S.	mg/l	11970	12180	11750	12340	12730	11890	11750	12730
6	COD	mg/l	686	716	673	824	765	808	673	824
7	Chlorides	mg/l	7048	7987	7023	8047	8364	7050	7023	8364
8	Oil/Grease	mg/l	1.80	2.20	1.50	2.50	1.90	2.30	1.50	2.50
9	Sulphates	mg/l	636	704	666	764	806	653	636	806
10	NH3-N	mg/l	7.0	5.6	7.0	4.2	5.6	4.2	4.2	7.0
11	Phenolic comp.	mg/l	0.08	0.12	0.16	0.07	0.05	0.12	0.05	0.16
Monitoring of waste water is carried out by NABL Accredited laboratory M/S Ecosystem Resource Management Pvt. Limited, Surat.										
x	Automatic/ online monitoring system (24 x 7 monitoring devices) for flow measurement and relevant pollutants in the treatment system to be installed. The data to be made available to the respective SPCB and in the Company's website.					We have provided flow meter at the inlet and out let of ETP also flow meter is provided at the recycled point. We will put the water consumption data on our web site. We are regularly submitting the water consumption data on xgn of GPCB web site.				
xi	No effluent shall be discharged into river.					We are not discharge any industrial				

	In the event of failure of any effluent treatment plant adopted by the unit, the organic Chemical plant shall not be restarted until the control measures are rectified to achieve the desired efficiency.	effluent into River. We have made adequate capacity of collection tank in case of failure of effluent treatment plant and also having storage capacity to handle effluent load until restart the effluent treatment plant.
xii	Process effluent/any wastewater shall not be allowed to mix with storm water. Storm water drain shall be passed through guard pond.	We have provided separate storm water drain and industrial effluent drain and ensure that; both the streams are not mixed. To collect storm water we have provided guard pond.
xiii	Hazardous chemicals shall be stored in tanks in tank farms, drums, carboys etc. Flame arresters shall be provided on tank farm. Solvent transfer shall be by pumps.	We have provided isolated storage for hazardous chemicals. We have already provided flame arrester on tank farm. We are transferring the solvents through pumps and closed pipe line only.
xiv	As proposed, process organic residue and spent carbon should be sent to cement industries. ETP sludge, process inorganic & evaporation salt should be disposed off to the TSDF.	We are disposing our organic residue, spent carbon for co-processing in cement industries and ETP waste, inorganic waste and MEE waste are dispose off into TSDF .
xv	The company shall obtain Authorization of for collection storage and disposal hazardous waste under the hazardous wastes (management handing and trans-boundary movement) Rules, 2008 and amended as on date for management of hazardous wastes and prior permission from GPCB shall be obtained for disposal of solid /hazardous waste in the TSDF. Measures shall be taken for firefighting facilities in case of emergency. Membership of TSDF for hazardous waste disposal shall be obtained.	We have already obtained CCA of the board under water act 1974, air act 1981 and authorization under hazardous waste rule 2016. We have provided in-house fire fighting facilities with the premises in case of emergency. We have obtained membership of M/S VWEMCL, Vapi and M/S BEIL, Ankleshwar. Copy of TSDF membership is enclosed herewith as Annexure: 10
xvi	The company shall strictly comply with the rules and guidelines under manufacture storage and import of hazardous chemicals (MSIHC) Rules 1989 as amended time to time. All transportation of Hazardous chemicals shall be as per the motor vehicle Act (MVA), 1989.	We are strictly following the rules and regulation of MSIHC rules 1989 as amended time to time. And the same is inspected by factory inspector periodically. Transportation of all hazardous chemicals are as per the motor vehicle Act (MVA), 1989.
xvii	The unit shall make the arrangement for protection of possible fire hazards during manufacturing	We have taken adequate steps for possible fire hazards during

	<p>process in material handling.</p> <p>Fire fighting system shall be as per norms.</p>	<p>manufacturing process in material handling. We have provided auto control system and auto feeding system in process.</p> <p>We have provided adequate fire fighting system as per rules and regulation.</p>
xviii	Occupational health surveillance of the workers shall be done on a regular basis and records maintained as per the factories act.	We are regularly carried out pre-medical of each worker through private medical officer and maintain the records as per factory act rules. Details of Occupational health records are enclosed herewith as Annexure: 11.
xix	<p>Green belt over 6325 m² area should be developed within plant premises with at least 10 meter wide green belt on all sides along the periphery of the project area, in downward direction, and along road sides etc.</p> <p>Selection of plant species shall be as per the CPCB guidelines in consultation with the DFO.</p>	<p>Our total plot area is 22060 m², out of which we have developed more than 6325 m² of area as green belt within the premises and periphery of the plot. Photographs of green belt are enclosed herewith as Annexure: 12.</p> <p>We have selected plant species as per the CPCB guidelines in consultation with the DFO.</p>
xx	All the commitments made to the public during the Public Hearing/ Public Consultation meeting held on 15 th December, 2012 should be satisfactorily implemented and a separate budget for implementing the same should be allocated and information submitted to the Ministry's Regional office at Bhopal.	<p>We have complied with all the commitment made during the public hearing/public consultation held on 15/12/2012.</p> <p>We have also made separate budget for the implementation.</p> <p>We are enclosing herewith details of commitment and its compliance as Annexure: 13.</p>
xxi	At least 5 % of the total cost of the project should be earmarked towards the Enterprise Social Commitment (ESC) based on local needs and action plan with financial and physical breakup/ details should be prepared and submitted to the Ministry's Regional office at Bhopal, Implementation of such program should be ensured accordingly in a time bound manner.	<p>We have earmarked 5% of the total project cost (i.e. Rs. 75 lakhs) for the Enterprise Social Commitment (ESC) based on local needs.</p> <p>We are enclosing herewith action plan for the same as Annexure: 14.</p>
xxii	<p>Provision shall be made for the housing for the construction labour within the site with all necessary infrastructure and facilities such as fuel for cooking, mobile toilets, mobile sewage treatment plant, safe drinking water, medical health care, crèche etc.</p> <p>The housing may be in the form of temporary structure to be removed after the completion of the project.</p> <p>All the construction wastes shall be managed so that</p>	<p>We had appointed local contractors for the expansion project and hence there was no need to construct housing and other necessary infrastructure for the labours. Drinking water, toilets and medical health care was utilized from our existing set up.</p> <p>Not applicable</p>

	there is no impact on the surrounding environment.	Not applicable
	B.GENERAL CONDITIONS	
i	The project authorities shall strictly adhere to the stipulations made by the state Pollution Control Board (GPCB), State Government and any other statutory authority.	We are strictly following the stipulation made by the GPCB. Compliance of CCA issued by the board is attached as Annexure: 15
ii	No further expansion or modifications in the plant shall be carried out without prior approval of the Ministry of Environment and Forests in case of deviations or alterations in the project proposal from those submitted to this Ministry for clearance a fresh reference shall be made to the Ministry to assess the adequacy of conditions imposed and to add additional environmental protection measures required, if any.	We assure you that; we will not carry out any expansion or modification without approval of the Ministry of Environment and Forests. In case of deviations or alterations in the project proposal from those submitted to this Ministry for clearance, we will submit the fresh application to the Ministry to assess the adequacy of conditions imposed and to add additional environmental protection measures required.
iii.	The locations of ambient air quality monitoring stations shall be decided in consultation with the state Pollution Control board (SPCB) and it shall be ensured that at least one stations in installed in the up wind and downwind direction as well as where maximum ground level concentrations are anticipated.	We have decided the location of the ambient air monitoring station in consultation with the GPCB officers and it is in the up wind and downwind direction as well as where maximum ground level concentrations are anticipated. We are regularly monitored level of PM ₁₀ , SO ₂ , NO _x , CO _x , VOC and CO, in ambient air through NABL accredited laboratory M/S Ecosystem Resource Management Pvt. Limited, Surat on monthly basis. We have provided display board at main gate of the unit indicating monitoring data. Results of which are enclosed herewith as Annexure: 8

iv.	<p>The overall noise levels in and around the plant area shall be kept well within the standards by providing noise control measures including acoustic hoods, silencers, enclosures etc. on all sources of noise generation.</p> <p>The ambient noise levels shall conform to the standards prescribed under Environment (protection) Act, 1986 Rules,1989 viz. 75 dBA (day time) and 70 dBA (night time).</p>	<p>We have taken adequate measures to control noise level within the premises by carrying our regular maintenance to the machineries and provided acoustic enclosure to the D G set.</p> <p>We are regularly monitored level of noise at various places within the premises through NABL accredited laboratory M/S Ecosystem Resource Management Pvt. Limited, Surat on monthly basis. .Results of which are enclosed herewith as Annexure: 16. Summary of the noise level monitoring are as under;</p>																																																																																																												
	<table><tr><th rowspan="2">No.</th><th rowspan="2">Date</th><th colspan="4">Locations & Results (Day Time)</th><th colspan="4">Locations & Results (Night Time)</th></tr><tr><th>Near ETP</th><th>Near Boiler House</th><th>Near Main Gate</th><th>Outside Production Plant</th><th>Near ETP</th><th>Near Boiler House</th><th>Near Main Gate</th><th>Outside Production Plant</th></tr><tr><td>1</td><td>05/10/2016</td><td>68.6</td><td>72.4</td><td>64.5</td><td>66.0</td><td>66.8</td><td>68.2</td><td>62.5</td><td>63.0</td></tr><tr><td>2</td><td>08/11/2016</td><td>69.0</td><td>71.8</td><td>63.8</td><td>65.2</td><td>65.0</td><td>67.6</td><td>63.4</td><td>64.2</td></tr><tr><td>3</td><td>13/12/2016</td><td>67.7</td><td>70.6</td><td>68.2</td><td>69.3</td><td>64.8</td><td>68.0</td><td>61.5</td><td>62.5</td></tr><tr><td>4</td><td>05/01/2017</td><td>69.4</td><td>73.2</td><td>66.5</td><td>67.8</td><td>66.7</td><td>66.9</td><td>62.7</td><td>63.8</td></tr><tr><td>5</td><td>09/02/2017</td><td>70.2</td><td>71.8</td><td>67.3</td><td>69.0</td><td>67.1</td><td>67.5</td><td>60.8</td><td>62.0</td></tr><tr><td>6</td><td>06/03/2017</td><td>68.6</td><td>71.5</td><td>64.5</td><td>66.4</td><td>67.2</td><td>68.0</td><td>61.4</td><td>63.4</td></tr><tr><td></td><td>Min.</td><td>67.7</td><td>70.6</td><td>63.8</td><td>66.0</td><td>64.8</td><td>66.9</td><td>60.8</td><td>62.0</td></tr><tr><td></td><td>Max.</td><td>70.2</td><td>73.2</td><td>68.2</td><td>69.3</td><td>67.2</td><td>68.2</td><td>63.4</td><td>64.2</td></tr><tr><td></td><td>G.P.C.B. Limits</td><td colspan="4">75.0 dB(A)</td><td colspan="4">70.0 dB(A)</td></tr></table>	No.	Date	Locations & Results (Day Time)				Locations & Results (Night Time)				Near ETP	Near Boiler House	Near Main Gate	Outside Production Plant	Near ETP	Near Boiler House	Near Main Gate	Outside Production Plant	1	05/10/2016	68.6	72.4	64.5	66.0	66.8	68.2	62.5	63.0	2	08/11/2016	69.0	71.8	63.8	65.2	65.0	67.6	63.4	64.2	3	13/12/2016	67.7	70.6	68.2	69.3	64.8	68.0	61.5	62.5	4	05/01/2017	69.4	73.2	66.5	67.8	66.7	66.9	62.7	63.8	5	09/02/2017	70.2	71.8	67.3	69.0	67.1	67.5	60.8	62.0	6	06/03/2017	68.6	71.5	64.5	66.4	67.2	68.0	61.4	63.4		Min.	67.7	70.6	63.8	66.0	64.8	66.9	60.8	62.0		Max.	70.2	73.2	68.2	69.3	67.2	68.2	63.4	64.2		G.P.C.B. Limits	75.0 dB(A)				70.0 dB(A)				
No.	Date			Locations & Results (Day Time)				Locations & Results (Night Time)																																																																																																						
		Near ETP	Near Boiler House	Near Main Gate	Outside Production Plant	Near ETP	Near Boiler House	Near Main Gate	Outside Production Plant																																																																																																					
1	05/10/2016	68.6	72.4	64.5	66.0	66.8	68.2	62.5	63.0																																																																																																					
2	08/11/2016	69.0	71.8	63.8	65.2	65.0	67.6	63.4	64.2																																																																																																					
3	13/12/2016	67.7	70.6	68.2	69.3	64.8	68.0	61.5	62.5																																																																																																					
4	05/01/2017	69.4	73.2	66.5	67.8	66.7	66.9	62.7	63.8																																																																																																					
5	09/02/2017	70.2	71.8	67.3	69.0	67.1	67.5	60.8	62.0																																																																																																					
6	06/03/2017	68.6	71.5	64.5	66.4	67.2	68.0	61.4	63.4																																																																																																					
	Min.	67.7	70.6	63.8	66.0	64.8	66.9	60.8	62.0																																																																																																					
	Max.	70.2	73.2	68.2	69.3	67.2	68.2	63.4	64.2																																																																																																					
	G.P.C.B. Limits	75.0 dB(A)				70.0 dB(A)																																																																																																								
	Noise level monitoring was carried out by NABL accredited laboratory M/S Ecosystem Resource Management Pvt. Limited, Surat.																																																																																																													
v.	<p>The Company shall harvest rainwater from the roof-tops of the building and storm water drains to recharge the surface as well as rainwater from the roof-tops of the buildings and storm water drains to recharge the ground water and use the same water for the process activities of the project to conserve fresh water.</p>	<p>We have provided rain water harvesting at the top of the office area and made collection tank of 100 m3 capacity for the collection of rain water. The collected rain water is utilized for process to minimize the fresh water consumption.</p> <p>We have also made arrangement to recharge the bore well with storm water.</p>																																																																																																												
vi.	<p>During transfer of materials, spillages shall be avoided and garland drains be constructed to avoid mixing of accidental spillages with domestic waste water and storm water drains.</p>	<p>We have constructed garland drain nearby by the storage tanks of liquid raw materials to avoid mixing of accidental spillages with domestic waste water and storm water drains.</p>																																																																																																												
vii	<p>Usage of Personnel Protection Equipments by all employees/workers shall be ensured.</p>	<p>We have provided PPE’S like hand gloves, gum boot, helmet to the each worker and ensure that to use it within the factory premises.</p>																																																																																																												

viii.	<p>Training shall be imparted to all employees on safety and health aspects of chemicals handling.</p> <p>Pre-employment and routine periodical medical examinations for all employees shall be undertaken on regular basis.</p> <p>Training to all employees on handling of chemicals shall be imparted.</p>	<p>We have regularly carried out training on safety and health once in a six month through authorized agency.</p> <p>We are regularly carried out pre-medical of each worker through private medical officer and maintain the records as per factory act rules. Details of Occupational health records are enclosed herewith as Annexure: 11.</p> <p>We have regularly carried out training on handling of hazardous chemicals once in a six month.</p>
ix.	<p>The company shall also comply with all the environmental protection measures and safeguards proposed in the project report submitted to the Ministry.</p> <p>All the recommendation made in the EIA/EMP in respect of environmental management, risk mitigation measures and public hearing relating to the project shall be implemented.</p>	<p>We are complying with all the environmental protection measures and safe guards mentioned in the project report submitted to the Ministry.</p> <p>We have complied with all the suggestion/observations made in risk assessment report, EIA and EMP.</p>
x.	<p>The company shall undertake CSR activities and all relevant measures for improving the socio-economic conditions of the surrounding area.</p>	<p>We have done CSR activities and all relevant measures for improving socio economic conditions of the surrounding area. Details of CSR activities is enclosed herewith as Annexure: 16</p>
xi	<p>The company shall undertake eco-developmental measures including community welfare measures in the project area for the overall improvement of the environment.</p>	<p>We have done CSR activities and all relevant measures for improving socio economic conditions of the surrounding area. Details of CSR activities is enclosed herewith as Annexure: 16</p>
xii.	<p>A separate Environmental Management Cell equipped with full fledged laboratory facilities shall be set up to carry out the Environmental Management and Monitoring Functions.</p>	<p>We have developed environmental management system within the premises and full-fledge laboratory for the analysis of waste water sample like pH, COD, BOD, TDS, NH3-N etc. Ambient Air monitoring, process gas, flue gas , fugitive and VOC monitoring we have contracted with NABL approved laboratory on monthly basis. We have permanently appointed two chemical engineer and four chemists for the operation of environmental management system and testing of various parameters of the waste water.</p>
xiii.	<p>The company shall earmark sufficient funds toward capital cost/annum to implemental the conditions stipulated by the Ministry Of Environment and</p>	<p>We have secured funds (i.e Rs. 210 lakhs) for the recurring and non recurring to implement the conditions stipulated by</p>

	<p>Forests as well as the State Government along with the implementation schedule for all the conditions stipulated herein.</p> <p>The funds so provided shall not be diverted for and other purpose.</p>	<p>the Ministry of Environment & Forests as well as the State Government along with the implementation schedule for all the conditions.</p> <p>The said fund is already utilized for the development of environmental management system as mentioned in the data sheet.</p> <p>The funds provided for EMS is not diverted for any other purposes.</p>
xiv	<p>A Copy of the Clearance letter shall be sent by the project proponent to Concerned Panchayat, Zila Parisad/Municipal Corporation Urban local Body and the local NGO, if any from Whom suggestions / Representations if any were received while processing the proposal.</p>	<p>We have already sent clearance letter to Concerned Panchayat, Zila Parisad/Municipal Corporation Urban local Body and the local NGO.</p>
xv.	<p>The project proponent shall also submit six monthly reports on the status of compliance of the stipulated Environmental Clearance conditions including result of monitored data (both in hard copies as well by e-mail) to the respective Regional office of MoEF, the respective Zonal Office of CPCB and the Gujarat Pollution Control Board.</p> <p>A copy of Environmental Clearance and six Monthly Compliance status report shall be posted on the website of the company.</p>	<p>We are submitting herewith our 1st six monthly EC compliance report and we assure you that now onwards we will submit regularly six monthly compliance report to the Regional office of MoEF, Bhopal.</p> <p>We will upload six monthly compliance reports on our web site.</p>
xvi	<p>The environmental statement for each financial year ending 31th March in form –V as is mandated shall be submitted to the concerned state pollution control Board as prescribed under the environment (protection) Rules 1986 as amended subsequently shall also be put on the website of the company along company along with status of compliance environmental clearance conditions and shall also be sent to the respective Regional Office of MoEF by e-mail.</p>	<p>We have regularly submitted form V Environmental statement to GPCB web site. Copy of Form V for the March 2017 is enclosed herewith as Annexure: 17</p>
xvii.	<p>The project proponent shall inform the public that the Project has been accorded environmental clearance by the Ministry and copies of the clearance letter are available with the SPCB/ committee and may also be seen at website of the Ministry at http://envfor.nic.in.</p> <p>This shall be advertised within seven days from the date of issue of the clearance letter, at least in two</p>	<p>We have already informed to the public by local news paper that we have accorded environmental clearance by the Ministry and copies of clearance letter are available with the state Pollutions Control Board and may also be seen at website of the Ministry of Environmental and Forests at website of the Ministry of Environmental and Forests at http://envfor.nic.in.</p> <p>Copies of the advertisement are enclosed herewith as Annexure:5 and already</p>

	local newspapers that are widely circulated in the region of which one shall be in the vernacular language of the locality concerned and a copy of the same shall be forwarded to the concerned Regional office of the Ministry.	forwarded to the Regional office Bhopal.
xviii .	The project authorities shall inform the Regional office as well as the Ministry, the date of financial closure and final approval of the project by the concerned authorities and the date of start of the project.	We have completed and commissioned our expansion project in the month of November 2015.

**RESULTS OF FUGGITIVE EMISSION MONITORING**

Name of the unit: ASHA CELLULOSE INDIA PVT. LTD.			
Address: Shed no. 303/2, 302/p, Village: Abrama, Dist: Valsad.			
Date of Sampling: 05.10.2016			
Sr. No.	Name of Raw Material Storage	Results	Permissible Limits
1	Toluene	23.5	100 ppm
2	Ethyl Alcohol	65.0	1000 ppm
3	Acetic Acid	02.3	10 ppm
4	Hydrochloric acid	1.20	05 ppm

**FOR ECOSYSTEM RESOURCE
MANAGEMENT PVT.LTD.**

RESULTS OF FUGGITIVE EMISSION MONITORING

Name of the unit: ASHA CELLULOSE INDIA PVT. LTD.			
Address: Shed no. 303/2, 302/p, Village: Abrama, Dist: Valsad.			
Date of Sampling: 08.11.2016			
Sr. No.	Name of Raw Material Storage	Results	Permissible Limits
1	Toluene	20.8	100 ppm
2	Ethyl Alcohol	60.8	1000 ppm
3	Acetic Acid	03.0	10 ppm
4	Hydrochloric acid	0.80	05 ppm

**FOR ECOSYSTEM RESOURCE
MANAGEMENT PVT.LTD.**



RESULTS OF FUGGITIVE EMISSION MONITORING

Name of the unit: ASHA CELLULOSE INDIA PVT. LTD.			
Address: Shed no. 303/2, 302/p, Village: Abrama, Dist: Valsad.			
Date of Sampling: 13.12.2016			
Sr. No.	Name of Raw Material Storage	Results	Permissible Limits
1	Toluene	25.0	100 ppm
2	Ethyl Alcohol	70.5	1000 ppm
3	Acetic Acid	02.8	10 ppm
4	Hydrochloric acid	1.50	05 ppm

**FOR ECOSYSTEM RESOURCE
MANAGEMENT PVT.LTD.**



**RESULTS OF FUGGITIVE EMISSION MONITORING**

Name of the unit: ASHA CELLULOSE INDIA PVT. LTD.			
Address: Shed no. 303/2, 302/p, Village: Abrama, Dist: Valsad.			
Date of Sampling: 05.01.2017			
Sr. No.	Name of Raw Material Storage	Results	Permissible Limits
1	Toluene	22.5	100 ppm
2	Ethyl Alcohol	60.0	1000 ppm
3	Acetic Acid	01.8	10 ppm
4	Hydrochloric acid	1.80	05 ppm

**FOR ECOSYSTEM RESOURCE
MANAGEMENT PVT.LTD.**



RESULTS OF FUGGITIVE EMISSION MONITORING

Name of the unit: ASHA CELLULOSE INDIA PVT. LTD.			
Address: Shed no. 303/2, 302/p, Village: Abrama, Dist: Valsad.			
Date of Sampling: 09.02.2017			
Sr. No.	Name of Raw Material Storage	Results	Permissible Limits
1	Toluene	23.6	100 ppm
2	Ethyl Alcohol	55.5	1000 ppm
3	Acetic Acid	02.5	10 ppm
4	Hydrochloric acid	0.90	05 ppm

**FOR ECOSYSTEM RESOURCE
MANAGEMENT PVT.LTD.**

RESULTS OF FUGGITIVE EMISSION MONITORING

Name of the unit: ASHA CELLULOSE INDIA PVT. LTD.			
Address: Shed no. 303/2, 302/p, Village: Abrama, Dist: Valsad.			
Date of Sampling: 06.03.2017			
Sr. No.	Name of Raw Material Storage	Results	Permissible Limits
1	Toluene	26.5	100 ppm
2	Ethyl Alcohol	65.4	1000 ppm
3	Acetic Acid	03.8	10 ppm
4	Hydrochloric acid	1.00	05 ppm

**FOR ECOSYSTEM RESOURCE
MANAGEMENT PVT.LTD.**



RESULTS OF VOC MONITORING

Name of the unit: ASHA CELLULOSE INDIA PVT. LTD.			
Address: Shed no. 303/2, 302/p, Village: Abrama, Dist: Valsad.			
Date of Sampling: 05.10.2016			
Location: 10 Mtr. Away from tank farm.			
Wind Direction: N/W – S/E			
Time: 10:00am to 06:00pm			
Hours: 8 Hours			
Sr. No.	Name	Results In Microgram/m ³	Permissible Limits Microgram/m ³
1	Total Hydrocarbon as CH ₄ [Sample collected by Organic Vapour sampler. APM-850 & analyzed on G.C. Method]	16.30	160

**FOR ECOSYSTEM RESOURCE
MANAGEMENT PVT.LTD.**



RESULTS OF VOC MONITORING

Name of the unit: ASHA CELLULOSE INDIA PVT. LTD.			
Address: Shed no. 303/2, 302/p, Village: Abrama, Dist: Valsad.			
Date of Sampling: 08.11.2016			
Location: 10 Mtr. Away from tank farm.			
Wind Direction: W – E			
Time: 09:00am to 05:00pm			
Hours: 8 Hours			
Sr. No.	Name	Results In Microgram/m3	Permissible Limits Microgram/m3
1	Total Hydrocarbon as CH4 [Sample collected by Organic Vapour sampler. APM-850 & analyzed on G.C. Method]	18.00	160

**FOR ECOSYSTEM RESOURCE
MANAGEMENT PVT.LTD.**



RESULTS OF VOC MONITORING

Name of the unit: ASHA CELLULOSE INDIA PVT. LTD.			
Address: Shed no. 303/2, 302/p, Village: Abrama, Dist: Valsad.			
Date of Sampling: 13.12.2016			
Location: 10 Mtr. Away from tank farm.			
Wind Direction: N/W – S/E			
Time: 09:00am to 05:00pm			
Hours: 8 Hours			
Sr. No.	Name	Results In Microgram/m3	Permissible Limits Microgram/m3
1	Total Hydrocarbon as CH4 [Sample collected by Organic Vapour sampler. APM-850 & analyzed on G.C. Method]	15.60	160

**FOR ECOSYSTEM RESOURCE
MANAGEMENT PVT.LTD.**



RESULTS OF VOC MONITORING

Name of the unit: ASHA CELLULOSE INDIA PVT. LTD.			
Address: Shed no. 303/2, 302/p, Village: Abrama, Dist: Valsad.			
Date of Sampling: 05.01.2017			
Location: 10 Mtr. Away from tank farm.			
Wind Direction: N/W – S/E			
Time: 09:00am to 05:00pm			
Hours: 8 Hours			
Sr. No.	Name	Results In Microgram/m3	Permissible Limits Microgram/m3
1	Total Hydrocarbon as CH ₄ [Sample collected by Organic Vapour sampler. APM-850 & analyzed on G.C. Method]	13.80	160

**FOR ECOSYSTEM RESOURCE
MANAGEMENT PVT.LTD.**



RESULTS OF VOC MONITORING

Name of the unit: ASHA CELLULOSE INDIA PVT. LTD.			
Address: Shed no. 303/2, 302/p, Village: Abrama, Dist: Valsad.			
Date of Sampling: 09.02.2017			
Location: 10 Mtr. Away from tank farm.			
Wind Direction: W – E			
Time: 10:00am to 06:00pm			
Hours: 8 Hours			
Sr. No.	Name	Results In Microgram/m3	Permissible Limits Microgram/m3
1	Total Hydrocarbon as CH ₄ [Sample collected by Organic Vapour sampler. APM-850 & analyzed on G.C. Method]	14.00	160

**FOR ECOSYSTEM RESOURCE
MANAGEMENT PVT.LTD.**



RESULTS OF VOC MONITORING

Name of the unit: ASHA CELLULOSE INDIA PVT. LTD.			
Address: Shed no. 303/2, 302/p, Village: Abrama, Dist: Valsad.			
Date of Sampling: 06.03.2017			
Location: 10 Mtr. Away from tank farm.			
Wind Direction: N/W – S/E			
Time: 10:00am to 06:00pm			
Hours: 8 Hours			
Sr. No.	Name	Results In Microgram/m3	Permissible Limits Microgram/m3
1	Total Hydrocarbon as CH4 [Sample collected by Organic Vapour sampler. APM-850 & analyzed on G.C. Method]	17.60	160

**FOR ECOSYSTEM RESOURCE
MANAGEMENT PVT.LTD.**



AMBIENT AIR MONITORING REPORT

Name of Industry: ASHA CELLULOSE INDIA PVT. LTD.

Address: Shed no. 303/2, 302/p, Village: Abrama, Dist: Valsad.

No.	Description	Observation/Results	Limits
1.	Date of sampling	05.10.2016	
2.	Sampling Time (Hrs.)	24	
3.	Location of the station	Near Main Gate	
4.	Height of the sampler from ground level (Mtr.)	2 Mtr.	
5.	Wind Direction	N/W – S/E	
6.	Average Temp. (°C)	28 °C	
7.	Sampling flow rate (m ³ /min)	1.2 m ³ /min.	
8.	Average Respirable Particulate matter PM₁₀ (microgram/m ³)	80	100
9.	Average Respirable Particulate matter PM_{2.5} (microgram/m ³)	47	60
10.	Average Oxides of Sulphur as SO_x (microgram/m ³)	18	80
11.	Average Oxides of Nitrogen as NO_x (microgram/m ³)	23	80

**FOR ECOSYSTEM RESOURCE
MANAGEMENT PVT.LTD.**



Regd. Office : Office Floor, Ashoka Pavillion-A, Opp. Kapadia Health Club, New Civil Road, Surat-395 001

Telefax: +91-0261-2231630-2236223-2233075-6545050

Email: eco@ecoshripad.com, Website: www.ecosystemindia.com

Branch Office: 130, 131, 1st Floor, Ashapura Complex, New Telephone Exchange Road, GIDC Vapi-396 195, Dist. Valsad

Mobile – 094262 63805

Email: sunrita2489@hotmail.com

AMBIENT AIR MONITORING REPORT

Name of Industry: ASHA CELLULOSE INDIA PVT. LTD.

Address: Shed no. 303/2, 302/p, Village: Abrama, Dist: Valsad.

No.	Description	Observation/Results	Limits
1.	Date of sampling	05.10.2016	
2.	Sampling Time (Hrs.)	24	
3.	Location of the station	Near ETP.	
4.	Height of the sampler from ground level (Mtr.)	2 Mtr.	
5.	Wind Direction	N/W – S/E	
6.	Average Temp. (°C)	28 °C	
7.	Sampling flow rate (m3/min)	1.0 m3/min.	
8.	Average Respirable Particulate matter PM ₁₀ (microgram/m3)	72	100
9.	Average Respirable Particulate matter PM _{2.5} (microgram/m3)	42	60
10.	Average Oxides of Sulphur as SO _x (microgram/m3)	13	80
11.	Average Oxides of Nitrogen as NO _x (microgram/m3)	17	80

**FOR ECOSYSTEM RESOURCE
MANAGEMENT PVT.LTD.**



Regd. Office : Office Floor, Ashoka Pavillion-A, Opp. Kapadia Health Club, New Civil Road, Surat-395 001

Telefax: +91-0261-2231630-2236223-2233075-6545050

Email: eco@ecoshripad.com, Website: www.ecosystemindia.com

Branch Office: 130, 131, 1st Floor, Ashapura Complex, New Telephone Exchange Road, GIDC Vapi-396 195, Dist. Valsad

Mobile – 094262 63805

Email: sunrita2489@hotmail.com

AMBIENT AIR MONITORING REPORT

Name of Industry: ASHA CELLULOSE INDIA PVT. LTD.

Address: Shed no. 303/2, 302/p, Village: Abrama, Dist: Valsad.

No.	Description	Observation/Results	Limits
1.	Date of sampling	08.11.2016	
2.	Sampling Time (Hrs.)	24	
3.	Location of the station	Near Main Gate	
4.	Height of the sampler from ground level (Mtr.)	2 Mtr.	
5.	Wind Direction	W – E	
6.	Average Temp. (°C)	26 °C	
7.	Sampling flow rate (m3/min)	1.0 m3/min.	
8.	Average Respirable Particulate matter PM ₁₀ (microgram/m3)	76	100
9.	Average Respirable Particulate matter PM _{2.5} (microgram/m3)	44	60
10.	Average Oxides of Sulphur as SO _x (microgram/m3)	22	80
11.	Average Oxides of Nitrogen as NO _x (microgram/m3)	28	80

**FOR ECOSYSTEM RESOURCE
MANAGEMENT PVT.LTD.**



AMBIENT AIR MONITORING REPORT

Name of Industry: ASHA CELLULOSE INDIA PVT. LTD.

Address: Shed no. 303/2, 302/p, Village: Abrama, Dist: Valsad.

No.	Description	Observation/Results	Limits
1.	Date of sampling	08.11.2016	
2.	Sampling Time (Hrs.)	24	
3.	Location of the station	Near ETP.	
4.	Height of the sampler from ground level (Mtr.)	2 Mtr.	
5.	Wind Direction	W – E	
6.	Average Temp. (°C)	26 °C	
7.	Sampling flow rate (m ³ /min)	1.3 m ³ /min.	
8.	Average Respirable Particulate matter PM₁₀ (microgram/m ³)	69	100
9.	Average Respirable Particulate matter PM_{2.5} (microgram/m ³)	40	60
10.	Average Oxides of Sulphur as SO_x (microgram/m ³)	15	80
11.	Average Oxides of Nitrogen as NO_x (microgram/m ³)	19	80

**FOR ECOSYSTEM RESOURCE
MANAGEMENT PVT.LTD.**



Regd. Office : Office Floor, Ashoka Pavillion-A, Opp. Kapadia Health Club, New Civil Road, Surat-395 001

Telefax: +91-0261-2231630-2236223-2233075-6545050

Email: eco@ecoshripad.com, Website: www.ecosystemindia.com

Branch Office: 130, 131, 1st Floor, Ashapura Complex, New Telephone Exchange Road, GIDC Vapi-396 195, Dist. Valsad

Mobile – 094262 63805

Email: sunrita2489@hotmail.com

AMBIENT AIR MONITORING REPORT

Name of Industry: ASHA CELLULOSE INDIA PVT. LTD.

Address: Shed no. 303/2, 302/p, Village: Abrama, Dist: Valsad.

No.	Description	Observation/Results	Limits
1.	Date of sampling	13.12.2016	
2.	Sampling Time (Hrs.)	24	
3.	Location of the station	Near Main Gate	
4.	Height of the sampler from ground level (Mtr.)	2 Mtr.	
5.	Wind Direction	N/W – S/E	
6.	Average Temp. (°C)	27 °C	
7.	Sampling flow rate (m3/min)	1.1 m3/min.	
8.	Average Respirable Particulate matter PM₁₀ (microgram/m3)	84	100
9.	Average Respirable Particulate matter PM_{2.5} (microgram/m3)	48	60
10.	Average Oxides of Sulphur as SOx (microgram/m3)	16	80
11.	Average Oxides of Nitrogen as NOx (microgram/m3)	20	80

**FOR ECOSYSTEM RESOURCE
MANAGEMENT PVT.LTD.**



Regd. Office : Office Floor, Ashoka Pavillion-A, Opp. Kapadia Health Club, New Civil Road, Surat-395 001

Telefax: +91-0261-2231630-2236223-2233075-6545050

Email: eco@ecoshripad.com, Website: www.ecosystemindia.com

Branch Office: 130, 131, 1st Floor, Ashapura Complex, New Telephone Exchange Road, GIDC Vapi-396 195, Dist. Valsad

Mobile – 094262 63805
Email: sunrita2489@hotmail.com

AMBIENT AIR MONITORING REPORT

Name of Industry: ASHA CELLULOSE INDIA PVT. LTD.

Address: Shed no. 303/2, 302/p, Village: Abrama, Dist: Valsad.

No.	Description	Observation/Results	Limits
1.	Date of sampling	13.12.2016	
2.	Sampling Time (Hrs.)	24	
3.	Location of the station	Near ETP.	
4.	Height of the sampler from ground level (Mtr.)	2 Mtr.	
5.	Wind Direction	N/W – S/E	
6.	Average Temp. (°C)	27 °C	
7.	Sampling flow rate (m3/min)	1.0 m3/min.	
8.	Average Respirable Particulate matter PM₁₀ (microgram/m3)	66	100
9.	Average Respirable Particulate matter PM_{2.5} (microgram/m3)	38	60
10.	Average Oxides of Sulphur as SO_x (microgram/m3)	10	80
11.	Average Oxides of Nitrogen as NO_x (microgram/m3)	14	80

**FOR ECOSYSTEM RESOURCE
MANAGEMENT PVT.LTD.**



AMBIENT AIR MONITORING REPORT

Name of Industry: ASHA CELLULOSE INDIA PVT. LTD.

Address: Shed no. 303/2, 302/p, Village: Abrama, Dist: Valsad.

No.	Description	Observation/Results	Limits
1.	Date of sampling	05.01.2017	
2.	Sampling Time (Hrs.)	24	
3.	Location of the station	Near Main Gate	
4.	Height of the sampler from ground level (Mtr.)	2 Mtr.	
5.	Wind Direction	N/W – S/E	
6.	Average Temp. (°C)	26 °C	
7.	Sampling flow rate (m3/min)	1.2 m3/min.	
8.	Average Respirable Particulate matter PM ₁₀ (microgram/m3)	82	100
9.	Average Respirable Particulate matter PM _{2.5} (microgram/m3)	47	60
10.	Average Oxides of Sulphur as SO _x (microgram/m3)	14	80
11.	Average Oxides of Nitrogen as NO _x (microgram/m3)	19	80

**FOR ECOSYSTEM RESOURCE
MANAGEMENT PVT.LTD.**



AMBIENT AIR MONITORING REPORT

Name of Industry: ASHA CELLULOSE INDIA PVT. LTD.

Address: Shed no. 303/2, 302/p, Village: Abrama, Dist: Valsad.

No.	Description	Observation/Results	Limits
1.	Date of sampling	05.01.2017	
2.	Sampling Time (Hrs.)	24	
3.	Location of the station	Near ETP.	
4.	Height of the sampler from ground level (Mtr.)	2 Mtr.	
5.	Wind Direction	N/W – S/E	
6.	Average Temp. (°C)	26 °C	
7.	Sampling flow rate (m3/min)	1.1 m3/min.	
8.	Average Respirable Particulate matter PM₁₀ (microgram/m3)	75	100
9.	Average Respirable Particulate matter PM_{2.5} (microgram/m3)	44	60
10.	Average Oxides of Sulphur as SO_x (microgram/m3)	12	80
11.	Average Oxides of Nitrogen as NO_x (microgram/m3)	18	80

**FOR ECOSYSTEM RESOURCE
MANAGEMENT PVT.LTD.**



AMBIENT AIR MONITORING REPORT

Name of Industry: ASHA CELLULOSE INDIA PVT. LTD.

Address: Shed no. 303/2, 302/p, Village: Abrama, Dist: Valsad.

No.	Description	Observation/Results	Limits
1.	Date of sampling	09.02.2017	
2.	Sampling Time (Hrs.)	24	
3.	Location of the station	Near Main Gate	
4.	Height of the sampler from ground level (Mtr.)	2 Mtr.	
5.	Wind Direction	W – E	
6.	Average Temp. (°C)	28 °C	
7.	Sampling flow rate (m3/min)	1.1 m3/min.	
8.	Average Respirable Particulate matter PM₁₀ (microgram/m3)	74	100
9.	Average Respirable Particulate matter PM_{2.5} (microgram/m3)	43	60
10.	Average Oxides of Sulphur as SO_x (microgram/m3)	20	80
11.	Average Oxides of Nitrogen as NO_x (microgram/m3)	26	80

**FOR ECOSYSTEM RESOURCE
MANAGEMENT PVT.LTD.**



AMBIENT AIR MONITORING REPORT

Name of Industry: ASHA CELLULOSE INDIA PVT. LTD.

Address: Shed no. 303/2, 302/p, Village: Abrama, Dist: Valsad.

No.	Description	Observation/Results	Limits
1.	Date of sampling	09.02.2017	
2.	Sampling Time (Hrs.)	24	
3.	Location of the station	Near ETP.	
4.	Height of the sampler from ground level (Mtr.)	2 Mtr.	
5.	Wind Direction	W – E	
6.	Average Temp. (°C)	28 °C	
7.	Sampling flow rate (m3/min)	1.2 m3/min.	
8.	Average Respirable Particulate matter PM₁₀ (microgram/m3)	78	100
9.	Average Respirable Particulate matter PM_{2.5} (microgram/m3)	46	60
10.	Average Oxides of Sulphur as SO_x (microgram/m3)	14	80
11.	Average Oxides of Nitrogen as NO_x (microgram/m3)	20	80

**FOR ECOSYSTEM RESOURCE
MANAGEMENT PVT.LTD.**



AMBIENT AIR MONITORING REPORT

Name of Industry: ASHA CELLULOSE INDIA PVT. LTD.

Address: Shed no. 303/2, 302/p, Village: Abrama, Dist: Valsad.

No.	Description	Observation/Results	Limits
1.	Date of sampling	06.03.2017	
2.	Sampling Time (Hrs.)	24	
3.	Location of the station	Near Main Gate	
4.	Height of the sampler from ground level (Mtr.)	2 Mtr.	
5.	Wind Direction	N/W – S/E	
6.	Average Temp. (°C)	30 °C	
7.	Sampling flow rate (m3/min)	1.2 m3/min.	
8.	Average Respirable Particulate matter PM₁₀ (microgram/m3)	88	100
9.	Average Respirable Particulate matter PM_{2.5} (microgram/m3)	51	60
10.	Average Oxides of Sulphur as SO_x (microgram/m3)	22	80
11.	Average Oxides of Nitrogen as NO_x (microgram/m3)	29	80

**FOR ECOSYSTEM RESOURCE
MANAGEMENT PVT.LTD.**



AMBIENT AIR MONITORING REPORT

Name of Industry: ASHA CELLULOSE INDIA PVT. LTD.

Address: Shed no. 303/2, 302/p, Village: Abrama, Dist: Valsad.

No.	Description	Observation/Results	Limits
1.	Date of sampling	06.03.2017	
2.	Sampling Time (Hrs.)	24	
3.	Location of the station	Near ETP.	
4.	Height of the sampler from ground level (Mtr.)	2 Mtr.	
5.	Wind Direction	N/W – S/E	
6.	Average Temp. (°C)	30 °C	
7.	Sampling flow rate (m ³ /min)	1.0 m ³ /min.	
8.	Average Respirable Particulate matter PM₁₀ (microgram/m ³)	70	100
9.	Average Respirable Particulate matter PM_{2.5} (microgram/m ³)	41	60
10.	Average Oxides of Sulphur as SO_x (microgram/m ³)	13	80
11.	Average Oxides of Nitrogen as NO_x (microgram/m ³)	17	80

**FOR ECOSYSTEM RESOURCE
MANAGEMENT PVT.LTD.**





ECOSYSTEM RESOURCE MANAGEMENT PVT. LTD

Environmental Engineers & Auditor:

STACK ANALYSIS REPORT

NAME OF INDUSTRY: ASHA CELLULOSE INDIA PVT. LTD.

ADDRESS: Shed no. 303/2, 302/p, Village: Abrama, Dist: Valsad.

Sr. No.	Description	Source & Results	
1.	Sample No.	1	
2.	Date of Sampling	05.10.2016	
3.	Time of Sampling	10.00 am	
Stack Details			
4.	Stack Attached To	Boiler Stack	
5.	Air Pollution Control Devices	-	
6.	Stack Height	30 Mtr.	
7.	Stack Dia	750 mm	
8.	Stack Temperature	102 °C	
9.	Velocity Average	5.64 m/Sec.	
10.	Flue Gas Sampled	20 lit at STP	
	Parameter	Result	Limits
1.	PM mg/Nm3	67.80	150
2.	SO2 ppm	26.50	100
3.	NOx ppm	07.72	50

FOR ECOSYSTEM RESOURCE
MANAGEMENT PVT.LTD.

Regd. Office : Office Floor, Ashoka Pavillion-A, Opp. Kapadia Health Club, New Civil Road, Surat-395 001

Telefax: +91-0261-2231630-2236223-2233075-6545050

Email: eco@ecoshripad.com, Website: www.ecosystemindia.com

Branch Office: 130, 131, 1st Floor, Ashapura Complex, New Telephone Exchange Road, GIDC Vapi-396 195, Dist. Valsad

Mobile – 094262 63805

Email: sunrita2489@hotmail.com

STACK ANALYSIS REPORT

NAME OF INDUSTRY: ASHA CELLULOSE INDIA PVT. LTD.

ADDRESS: Shed no. 303/2, 302/p, Village: Abrama, Dist: Valsad.

Sr. No.	Description	Source & Results	
1.	Sample No.	2	
2.	Date of Sampling	05.10.2016	
3.	Time of Sampling	11.30 am	
Stack Details			
4.	Stack Attached To	D.G.Set (110 KVA)	
5.	Air Pollution Control Devices	-	
6.	Stack Height	11 Mtr.	
7.	Stack Dia	100 mm	
8.	Stack Temperature	108 °C	
9.	Velocity Average	7.67 m/Sec.	
10.	Flue Gas Sampled	20 lit at STP	
	Parameter	Result	Limits
1.	PM mg/Nm3	58.00	150
2.	SO2 ppm	20.70	100
3.	NOx ppm	06.82	50

**FOR ECOSYSTEM RESOURCE
MANAGEMENT PVT.LTD.**



STACK ANALYSIS REPORT

NAME OF INDUSTRY: ASHA CELLULOSE INDIA PVT. LTD.

ADDRESS: Shed no. 303/2, 302/p, Village: Abrama, Dist: Valsad.

SR. NO.	DESCRIPTION	SOURCE & RESULTS	
1.	Sample No.	3	
2.	Date of Sampling	05.10.2016	
3.	Time of Sampling	01.00 pm	
STACK DETAILS			
4.	Stack Attached To	D.G.Set (35 KVA)	
5.	Air Pollution Control Devices	-	
6.	Stack Height	11 Mtr.	
7.	Stack Dia	70 mm	
8.	Stack Temperature	86 °C	
9.	Velocity Average	6.52 m/sec.	
10.	Flue Gas Sampled	20 lit at STP	
	Parameter	Result	Limits
1.	PM mg/Nm3	57.30	150
2.	SO2 ppm	19.80	100
3.	NOx ppm	07.22	50

FOR ECOSYSTEM RESOURCE
MANAGEMENT PVT.LTD.



STACK ANALYSIS REPORT

NAME OF INDUSTRY: ASHA CELLULOSE INDIA PVT. LTD.

ADDRESS: Shed no. 303/2, 302/p, Village: Abrama, Dist: Valsad.

SR. NO.	DESCRIPTION	SOURCE & RESULTS	
1.	Sample No.	4	
2.	Date of Sampling	05.10.2016	
3.	Time of Sampling	02.20 pm	
STACK DETAILS			
4.	Stack Attached To	Hot Air Generator - 1	
5.	Air Pollution Control Devices	-	
6.	Stack Height	15 Mtr.	
7.	Stack Dia	250 mm	
8.	Stack Temperature	82 °C	
9.	Velocity Average	6.13 m/sec.	
10.	Flue Gas Sampled	20 lit at STP	
	Parameter	Result	Limits
1.	PM mg/Nm3	08.30	150
2.	SO2 ppm	06.80	100
3.	NOx ppm	08.30	50

**FOR ECOSYSTEM RESOURCE
MANAGEMENT PVT.LTD.**



STACK ANALYSIS REPORT

NAME OF INDUSTRY: ASHA CELLULOSE INDIA PVT. LTD.

ADDRESS: Shed no. 303/2, 302/p, Village: Abrama, Dist: Valsad.

SR. NO.	DESCRIPTION	SOURCE & RESULTS	
1.	Sample No.	5	
2.	Date of Sampling	05.10.2016	
3.	Time of Sampling	03.30 pm	
STACK DETAILS			
4.	Stack Attached To	Hot Air Generator - 2	
5.	Air Pollution Control Devices	-	
6.	Stack Height	15 Mtr.	
7.	Stack Dia	250 mm	
8.	Stack Temperature	86 °C	
9.	Velocity Average	6.24 m/sec.	
10.	Flue Gas Sampled	20 lit at STP	
	Parameter	Result	Limits
1.	PM mg/Nm3	10.30	150
2.	SO2 ppm	07.80	100
3.	NOx ppm	09.22	50

**FOR ECOSYSTEM RESOURCE
MANAGEMENT PVT.LTD.**



STACK ANALYSIS REPORT

NAME OF INDUSTRY: ASHA CELLULOSE INDIA PVT. LTD.

ADDRESS: Shed no. 303/2, 302/p, Village: Abrama, Dist: Valsad.

SR. NO.	DESCRIPTION	SOURCE & RESULTS	
1.	Sample No.	6	
2.	Date of Sampling	05.10.2016	
3.	Time of Sampling	04.30 pm	
STACK DETAILS			
4.	Stack Attached To	Spin Flash Dryer - 1	
5.	Air Pollution Control Devices	Cyclone Separator & Bag Filter.	
6.	Stack Height	11 Mtr.	
7.	Stack Dia	250 mm	
8.	Stack Temperature	76 °C	
9.	Velocity Average	5.14 m/sec.	
10.	Flue Gas Sampled	20 lit at STP	
	Parameter	Result	Limits
1.	PM mg/Nm3	05.80	150

**FOR ECOSYSTEM RESOURCE
MANAGEMENT PVT.LTD.**



STACK ANALYSIS REPORT

NAME OF INDUSTRY: ASHA CELLULOSE INDIA PVT. LTD.

ADDRESS: Shed no. 303/2, 302/p, Village: Abrama, Dist: Valsad.

SR. NO.	DESCRIPTION	SOURCE & RESULTS
1.	Sample No.	7
2.	Date of Sampling	05.10.2016
3.	Time of Sampling	05.30 pm
STACK DETAILS		
4.	Stack Attached To	Spin Flash Dryer - 2
5.	Air Pollution Control Devices	Cyclone Separator & Bag Filter.
6.	Stack Height	11 Mtr.
7.	Stack Dia	250 mm
8.	Stack Temperature	72 °C
9.	Velocity Average	5.07 m/sec.
10.	Flue Gas Sampled	20 lit at STP
	Parameter	Result Limits
1.	PM mg/Nm ³	07.80 150

**FOR ECOSYSTEM RESOURCE
MANAGEMENT PVT.LTD.**



STACK ANALYSIS REPORT

NAME OF INDUSTRY: ASHA CELLULOSE INDIA PVT. LTD.

ADDRESS: Shed no. 303/2, 302/p, Village: Abrama, Dist: Valsad.

Sr. No.	Description	Source & Results	
1.	Sample No.	1	
2.	Date of Sampling	08.11.2016	
3.	Time of Sampling	10.30 am	
Stack Details			
4.	Stack Attached To	Boiler Stack	
5.	Air Pollution Control Devices	-	
6.	Stack Height	30 Mtr.	
7.	Stack Dia	750 mm	
8.	Stack Temperature	105 °C	
9.	Velocity Average	5.65 m/Sec.	
10.	Flue Gas Sampled	20 lit at STP	
	Parameter	Result	Limits
1.	PM mg/Nm3	70.00	150
2.	SO2 ppm	27.20	100
3.	NOx ppm	08.12	50

**FOR ECOSYSTEM RESOURCE
MANAGEMENT PVT.LTD.**



STACK ANALYSIS REPORT

NAME OF INDUSTRY: ASHA CELLULOSE INDIA PVT. LTD.

ADDRESS: Shed no. 303/2, 302/p, Village: Abrama, Dist: Valsad.

SR. NO.	DESCRIPTION	SOURCE & RESULTS	
1.	Sample No.	2	
2.	Date of Sampling	08.11.2016	
3.	Time of Sampling	11.50 am	
STACK DETAILS			
4.	Stack Attached To	D.G.Set (110 KVA)	
5.	Air Pollution Control Devices	-	
6.	Stack Height	11 Mtr.	
7.	Stack Dia	100 mm	
8.	Stack Temperature	111 °C	
9.	Velocity Average	7.69 m/Sec.	
10.	Flue Gas Sampled	20 lit at STP	
	Parameter	Result	Limits
1.	PM mg/Nm3	61.60	150
2.	SO2 ppm	21.80	100
3.	NOx ppm	07.30	50

**FOR ECOSYSTEM RESOURCE
MANAGEMENT PVT.LTD.**



**STACK ANALYSIS REPORT****NAME OF INDUSTRY: ASHA CELLULOSE INDIA PVT. LTD.****ADDRESS:** Shed no. 303/2, 302/p, Village: Abrama, Dist: Valsad.

SR. NO.	DESCRIPTION	SOURCE & RESULTS	
1.	Sample No.	3	
2.	Date of Sampling	08.11.2016	
3.	Time of Sampling	01.30 pm	
STACK DETAILS			
4.	Stack Attached To	D.G.Set (35 KVA)	
5.	Air Pollution Control Devices	-	
6.	Stack Height	11 Mtr.	
7.	Stack Dia	70 mm	
8.	Stack Temperature	82 °C	
9.	Velocity Average	6.50 m/sec.	
10.	Flue Gas Sampled	20 lit at STP	
	Parameter	Result	Limits
1.	PM mg/Nm3	58.70	150
2.	SO2 ppm	20.00	100
3.	NOx ppm	06.26	50

**FOR ECOSYSTEM RESOURCE
MANAGEMENT PVT.LTD.**

STACK ANALYSIS REPORT

NAME OF INDUSTRY: ASHA CELLULOSE INDIA PVT. LTD.

ADDRESS: Shed no. 303/2, 302/p, Village: Abrama, Dist: Valsad.

SR. NO.	DESCRIPTION	SOURCE & RESULTS	
1.	Sample No.	4	
2.	Date of Sampling	08.11.2016	
3.	Time of Sampling	02.50 pm	
STACK DETAILS			
4.	Stack Attached To	Hot Air Generator - 1	
5.	Air Pollution Control Devices	-	
6.	Stack Height	15 Mtr.	
7.	Stack Dia	250 mm	
8.	Stack Temperature	85 °C	
9.	Velocity Average	6.16 m/sec.	
10.	Flue Gas Sampled	20 lit at STP	
	Parameter	Result	Limits
1.	PM mg/Nm3	09.70	150
2.	SO2 ppm	05.60	100
3.	NOx ppm	07.76	50

**FOR ECOSYSTEM RESOURCE
MANAGEMENT PVT.LTD.**



STACK ANALYSIS REPORT

NAME OF INDUSTRY: ASHA CELLULOSE INDIA PVT. LTD.

ADDRESS: Shed no. 303/2, 302/p, Village: Abrama, Dist: Valsad.

SR. NO.	DESCRIPTION	SOURCE & RESULTS	
1.	Sample No.	5	
2.	Date of Sampling	08.11.2016	
3.	Time of Sampling	04.00 pm	
STACK DETAILS			
4.	Stack Attached To	Hot Air Generator - 2	
5.	Air Pollution Control Devices	-	
6.	Stack Height	15 Mtr.	
7.	Stack Dia	250 mm	
8.	Stack Temperature	88 °C	
9.	Velocity Average	6.26 m/sec.	
10.	Flue Gas Sampled	20 lit at STP	
	Parameter	Result	Limits
1.	PM mg/Nm3	12.50	150
2.	SO2 ppm	08.00	100
3.	NOx ppm	09.86	50

**FOR ECOSYSTEM RESOURCE
MANAGEMENT PVT.LTD.**



Regd. Office : Office Floor, Ashoka Pavillion-A, Opp. Kapadia Health Club, New Civil Road, Surat-395 001

Telefax: +91-0261-2231630-2236223-2233075-6545050

Email: eco@ecoshripad.com, Website: www.ecosystemindia.com

Branch Office: 130, 131, 1st Floor, Ashapura Complex, New Telephone Exchange Road, GIDC Vapi-396 195, Dist. Valsad

Mobile – 094262 63805

Email: sunrita2489@hotmail.com

**STACK ANALYSIS REPORT****NAME OF INDUSTRY: ASHA CELLULOSE INDIA PVT. LTD.****ADDRESS:** Shed no. 303/2, 302/p, Village: Abrama, Dist: Valsad.

SR. NO.	DESCRIPTION	SOURCE & RESULTS	
1.	Sample No.	6	
2.	Date of Sampling	08.11.2016	
3.	Time of Sampling	05.00 pm	
STACK DETAILS			
4.	Stack Attached To	Spin Flash Dryer - 1	
5.	Air Pollution Control Devices	Cyclone Separator & Bag Filter.	
6.	Stack Height	11 Mtr.	
7.	Stack Dia	250 mm	
8.	Stack Temperature	72 °C	
9.	Velocity Average	5.11 m/sec.	
10.	Flue Gas Sampled	20 lit at STP	
	Parameter	Result	Limits
1.	PM mg/Nm3	07.20	150

**FOR ECOSYSTEM RESOURCE
MANAGEMENT PVT.LTD.**

STACK ANALYSIS REPORT

NAME OF INDUSTRY: ASHA CELLULOSE INDIA PVT. LTD.

ADDRESS: Shed no. 303/2, 302/p, Village: Abrama, Dist: Valsad.

SR. NO.	DESCRIPTION	SOURCE & RESULTS	
1.	Sample No.	7	
2.	Date of Sampling	08.11.2016	
3.	Time of Sampling	06.00 pm	
STACK DETAILS			
4.	Stack Attached To	Spin Flash Dryer - 2	
5.	Air Pollution Control Devices	Cyclone Separator & Bag Filter.	
6.	Stack Height	11 Mtr.	
7.	Stack Dia	250 mm	
8.	Stack Temperature	70 °C	
9.	Velocity Average	5.06 m/sec.	
10.	Flue Gas Sampled	20 lit at STP	
	Parameter	Result	Limits
1.	PM mg/Nm3	09.20	150

**FOR ECOSYSTEM RESOURCE
MANAGEMENT PVT.LTD.**



STACK ANALYSIS REPORT

NAME OF INDUSTRY: ASHA CELLULOSE INDIA PVT. LTD.

ADDRESS: Shed no. 303/2, 302/p, Village: Abrama, Dist: Valsad.

SR. NO.	DESCRIPTION	SOURCE & RESULTS	
1.	Sample No.	1	
2.	Date of Sampling	13.12.2016	
3.	Time of Sampling	10.00 am	
STACK DETAILS			
4.	Stack Attached To	Boiler Stack	
5.	Air Pollution Control Devices	-	
6.	Stack Height	30 Mtr.	
7.	Stack Dia	750 mm	
8.	Stack Temperature	102 °C	
9.	Velocity Average	5.63 m/Sec.	
10.	Flue Gas Sampled	20 lit at STP	
	Parameter	Result	Limits
1.	PM mg/Nm3	73.40	150
2.	SO2 ppm	29.80	100
3.	NOx ppm	09.12	50

**FOR ECOSYSTEM RESOURCE
MANAGEMENT PVT.LTD.**



STACK ANALYSIS REPORT

NAME OF INDUSTRY: ASHA CELLULOSE INDIA PVT. LTD.

ADDRESS: Shed no. 303/2, 302/p, Village: Abrama, Dist: Valsad.

Sr. No.	Description	Source & Results	
1.	Sample No.	2	
2.	Date of Sampling	13.12.2016	
3.	Time of Sampling	11.10 am	
Stack Details			
4.	Stack Attached To	D.G.Set (110 KVA)	
5.	Air Pollution Control Devices	-	
6.	Stack Height	11 Mtr.	
7.	Stack Dia	100 mm	
8.	Stack Temperature	107 °C	
9.	Velocity Average	7.66 m/Sec.	
10.	Flue Gas Sampled	20 lit at STP	
	Parameter	Result	Limits
1.	PM mg/Nm3	64.50	150
2.	SO2 ppm	23.50	100
3.	NOx ppm	08.34	50

**FOR ECOSYSTEM RESOURCE
MANAGEMENT PVT.LTD.**



STACK ANALYSIS REPORT

NAME OF INDUSTRY: ASHA CELLULOSE INDIA PVT. LTD.

ADDRESS: Shed no. 303/2, 302/p, Village: Abrama, Dist: Valsad.

Sr. No.	Description	Source & Results	
1.	Sample No.	3	
2.	Date of Sampling	13.12.2016	
3.	Time of Sampling	12.30 pm	
Stack Details			
4.	Stack Attached To	D.G.Set (35 KVA)	
5.	Air Pollution Control Devices	-	
6.	Stack Height	11 Mtr.	
7.	Stack Dia	70 mm	
8.	Stack Temperature	80 °C	
9.	Velocity Average	6.48 m/sec.	
10.	Flue Gas Sampled	20 lit at STP	
	Parameter	Result	Limits
1.	PM mg/Nm3	60.00	150
2.	SO2 ppm	18.40	100
3.	NOx ppm	07.52	50

**FOR ECOSYSTEM RESOURCE
MANAGEMENT PVT.LTD.**



Regd. Office : Office Floor, Ashoka Pavillion-A, Opp. Kapadia Health Club, New Civil Road, Surat-395 001

Telefax: +91-0261-2231630-2236223-2233075-6545050

Email: eco@ecoshripad.com, Website: www.ecosystemindia.com

Branch Office: 130, 131, 1st Floor, Ashapura Complex, New Telephone Exchange Road, GIDC Vapi-396 195, Dist. Valsad

Mobile – 094262 63805

Email: sunrita2489@hotmail.com

STACK ANALYSIS REPORT

NAME OF INDUSTRY: ASHA CELLULOSE INDIA PVT. LTD.

ADDRESS: Shed no. 303/2, 302/p, Village: Abrama, Dist: Valsad.

Sr. No.	DESCRIPTION	SOURCE & RESULTS	
1.	Sample No.	4	
2.	Date of Sampling	13.12.2016	
3.	Time of Sampling	02.00 pm	
STACK DETAILS			
4.	Stack Attached To	Hot Air Generator - 1	
5.	Air Pollution Control Devices	-	
6.	Stack Height	15 Mtr.	
7.	Stack Dia	250 mm	
8.	Stack Temperature	88 °C	
9.	Velocity Average	6.19 m/sec.	
10.	Flue Gas Sampled	20 lit at STP	
	Parameter	Result	Limits
1.	PM mg/Nm3	08.20	150
2.	SO2 ppm	07.40	100
3.	NOx ppm	09.52	50

**FOR ECOSYSTEM RESOURCE
MANAGEMENT PVT.LTD.**



STACK ANALYSIS REPORT

NAME OF INDUSTRY: ASHA CELLULOSE INDIA PVT. LTD.

ADDRESS: Shed no. 303/2, 302/p, Village: Abrama, Dist: Valsad.

Sr. No.	Description	Source & Results	
1.	Sample No.	5	
2.	Date of Sampling	13.12.2016	
3.	Time of Sampling	03.00 pm	
Stack Details			
4.	Stack Attached To	Hot Air Generator - 2	
5.	Air Pollution Control Devices	-	
6.	Stack Height	15 Mtr.	
7.	Stack Dia	250 mm	
8.	Stack Temperature	91 °C	
9.	Velocity Average	6.28 m/sec.	
10.	Flue Gas Sampled	20 lit at STP	
	Parameter	Result	Limits
1.	PM mg/Nm3	09.60	150
2.	SO2 ppm	06.70	100
3.	NOx ppm	08.32	50

**FOR ECOSYSTEM RESOURCE
MANAGEMENT PVT.LTD.**



Regd. Office : Office Floor, Ashoka Pavillion-A, Opp. Kapadia Health Club, New Civil Road, Surat-395 001

Telefax: +91-0261-2231630-2236223-2233075-6545050

Email: eco@ecoshripad.com, Website: www.ecosystemindia.com

Branch Office: 130, 131, 1st Floor, Ashapura Complex, New Telephone Exchange Road, GIDC Vapi-396 195, Dist. Valsad

Mobile – 094262 63805

Email: sunrita2489@hotmail.com

STACK ANALYSIS REPORT

NAME OF INDUSTRY: ASHA CELLULOSE INDIA PVT. LTD.

ADDRESS: Shed no. 303/2, 302/p, Village: Abrama, Dist: Valsad.

SR. NO.	DESCRIPTION	SOURCE & RESULTS	
1.	Sample No.	6	
2.	Date of Sampling	13.12.2016	
3.	Time of Sampling	04.00 pm	
STACK DETAILS			
4.	Stack Attached To	Spin Flash Dryer - 1	
5.	Air Pollution Control Devices	Cyclone Separator & Bag Filter.	
6.	Stack Height	11 Mtr.	
7.	Stack Dia	250 mm	
8.	Stack Temperature	70 °C	
9.	Velocity Average	5.10 m/sec.	
10.	Flue Gas Sampled	20 lit at STP	
	Parameter	Result	Limits
1.	PM mg/Nm3	06.80	150

**FOR ECOSYSTEM RESOURCE
MANAGEMENT PVT.LTD.**



Regd. Office : Office Floor, Ashoka Pavillion-A, Opp. Kapadia Health Club, New Civil Road, Surat-395 001

Telefax: +91-0261-2231630-2236223-2233075-6545050

Email: eco@ecoshripad.com, Website: www.ecosystemindia.com

Branch Office: 130, 131, 1st Floor, Ashapura Complex, New Telephone Exchange Road, GIDC Vapi-396 195, Dist. Valsad

Mobile – 094262 63805

Email: sunrita2489@hotmail.com

STACK ANALYSIS REPORT

NAME OF INDUSTRY: ASHA CELLULOSE INDIA PVT. LTD.

ADDRESS: Shed no. 303/2, 302/p, Village: Abrama, Dist: Valsad.

SR. NO.	DESCRIPTION	SOURCE & RESULTS	
1.	Sample No.	7	
2.	Date of Sampling	13.12.2016	
3.	Time of Sampling	05.00 pm	
STACK DETAILS			
4.	Stack Attached To	Spin Flash Dryer - 2	
5.	Air Pollution Control Devices	Cyclone Separator & Bag Filter.	
6.	Stack Height	11 Mtr.	
7.	Stack Dia	250 mm	
8.	Stack Temperature	73 °C	
9.	Velocity Average	5.09 m/sec.	
10.	Flue Gas Sampled	20 lit at STP	
	Parameter	Result	Limits
1.	PM mg/Nm3	11.20	150

**FOR ECOSYSTEM RESOURCE
MANAGEMENT PVT.LTD.**



Regd. Office : Office Floor, Ashoka Pavillion-A, Opp. Kapadia Health Club, New Civil Road, Surat-395 001

Telefax: +91-0261-2231630-2236223-2233075-6545050

Email: eco@ecoshripad.com, Website: www.ecosystemindia.com

Branch Office: 130, 131, 1st Floor, Ashapura Complex, New Telephone Exchange Road, GIDC Vapi-396 195, Dist. Valsad

Mobile – 094262 63805

Email: sunrita2489@hotmail.com

STACK ANALYSIS REPORT

NAME OF INDUSTRY: ASHA CELLULOSE INDIA PVT. LTD.

ADDRESS: Shed no. 303/2, 302/p, Village: Abrama, Dist: Valsad.

Sr. No.	Description	Source & Results	
1.	Sample No.	1	
2.	Date of Sampling	05.01.2017	
3.	Time of Sampling	10.30 am	
Stack Details			
4.	Stack Attached To	Boiler Stack	
5.	Air Pollution Control Devices	-	
6.	Stack Height	30 Mtr.	
7.	Stack Dia	750 mm	
8.	Stack Temperature	110 °C	
9.	Velocity Average	5.69 m/Sec.	
10.	Flue Gas Sampled	20 lit at STP	
	Parameter	Result	Limits
1.	PM mg/Nm3	76.60	150
2.	SO2 ppm	29.00	100
3.	NOx ppm	08.36	50

**FOR ECOSYSTEM RESOURCE
MANAGEMENT PVT.LTD.**



STACK ANALYSIS REPORT

NAME OF INDUSTRY: ASHA CELLULOSE INDIA PVT. LTD.

ADDRESS: Shed no. 303/2, 302/p, Village: Abrama, Dist: Valsad.

Sr. No.	DESCRIPTION	SOURCE & RESULTS	
1.	Sample No.	2	
2.	Date of Sampling	05.01.2017	
3.	Time of Sampling	11.40 am	
STACK DETAILS			
4.	Stack Attached To	D.G.Set (110 KVA)	
5.	Air Pollution Control Devices	-	
6.	Stack Height	11 Mtr.	
7.	Stack Dia	100 mm	
8.	Stack Temperature	109 °C	
9.	Velocity Average	7.67 m/Sec.	
10.	Flue Gas Sampled	20 lit at STP	
	Parameter	Result	Limits
1.	PM mg/Nm3	57.40	150
2.	SO2 ppm	23.80	100
3.	NOx ppm	07.22	50

**FOR ECOSYSTEM RESOURCE
MANAGEMENT PVT.LTD.**



Regd. Office : Office Floor, Ashoka Pavillion-A, Opp. Kapadia Health Club, New Civil Road, Surat-395 001

Telefax: +91-0261-2231630-2236223-2233075-6545050

Email: eco@ecoshripad.com, Website: www.ecosystemindia.com

Branch Office: 130, 131, 1st Floor, Ashapura Complex, New Telephone Exchange Road, GIDC Vapi-396 195, Dist. Valsad

Mobile – 094262 63805

Email: sunrita2489@hotmail.com

STACK ANALYSIS REPORT

NAME OF INDUSTRY: ASHA CELLULOSE INDIA PVT. LTD.

ADDRESS: Shed no. 303/2, 302/p, Village: Abrama, Dist: Valsad.

Sr. No.	DESCRIPTION	SOURCE & RESULTS	
1.	Sample No.	3	
2.	Date of Sampling	05.01.2017	
3.	Time of Sampling	12.50 pm	
STACK DETAILS			
4.	Stack Attached To	D.G.Set (35 KVA)	
5.	Air Pollution Control Devices	-	
6.	Stack Height	11 Mtr.	
7.	Stack Dia	70 mm	
8.	Stack Temperature	84 °C	
9.	Velocity Average	6.50 m/sec.	
10.	Flue Gas Sampled	20 lit at STP	
	Parameter	Result	Limits
1.	PM mg/Nm3	56.80	150
2.	SO2 ppm	20.50	100
3.	NOx ppm	07.60	50

**FOR ECOSYSTEM RESOURCE
MANAGEMENT PVT.LTD.**



STACK ANALYSIS REPORT

NAME OF INDUSTRY: ASHA CELLULOSE INDIA PVT. LTD.

ADDRESS: Shed no. 303/2, 302/p, Village: Abrama, Dist: Valsad.

SR. NO.	DESCRIPTION	SOURCE & RESULTS	
1.	Sample No.	4	
2.	Date of Sampling	05.01.2017	
3.	Time of Sampling	02.20 pm	
STACK DETAILS			
4.	Stack Attached To	Hot Air Generator - 1	
5.	Air Pollution Control Devices	-	
6.	Stack Height	15 Mtr.	
7.	Stack Dia	250 mm	
8.	Stack Temperature	86 °C	
9.	Velocity Average	6.17 m/sec.	
10.	Flue Gas Sampled	20 lit at STP	
	Parameter	Result	Limits
1.	PM mg/Nm3	10.80	150
2.	SO2 ppm	07.70	100
3.	NOx ppm	09.80	50

**FOR ECOSYSTEM RESOURCE
MANAGEMENT PVT.LTD.**



STACK ANALYSIS REPORT

NAME OF INDUSTRY: ASHA CELLULOSE INDIA PVT. LTD.

ADDRESS: Shed no. 303/2, 302/p, Village: Abrama, Dist: Valsad.

SR. NO.	DESCRIPTION	SOURCE & RESULTS	
1.	Sample No.	5	
2.	Date of Sampling	05.01.2017	
3.	Time of Sampling	03.50 pm	
STACK DETAILS			
4.	Stack Attached To	Hot Air Generator - 2	
5.	Air Pollution Control Devices	-	
6.	Stack Height	15 Mtr.	
7.	Stack Dia	250 mm	
8.	Stack Temperature	93 °C	
9.	Velocity Average	6.30 m/sec.	
10.	Flue Gas Sampled	20 lit at STP	
	Parameter	Result	Limits
1.	PM mg/Nm3	08.80	150
2.	SO2 ppm	07.20	100
3.	NOx ppm	09.60	50

**FOR ECOSYSTEM RESOURCE
MANAGEMENT PVT.LTD.**



STACK ANALYSIS REPORT

NAME OF INDUSTRY: ASHA CELLULOSE INDIA PVT. LTD.

ADDRESS: Shed no. 303/2, 302/p, Village: Abrama, Dist: Valsad.

Sr. No.	Description	Source & Results	
1.	Sample No.	6	
2.	Date of Sampling	05.01.2017	
3.	Time of Sampling	04.50 pm	
Stack Details			
4.	Stack Attached To	Spin Flash Dryer - 1	
5.	Air Pollution Control Devices	Cyclone Separator & Bag Filter.	
6.	Stack Height	11 Mtr.	
7.	Stack Dia	250 mm	
8.	Stack Temperature	67 °C	
9.	Velocity Average	5.07 m/sec.	
10.	Flue Gas Sampled	20 lit at STP	
	Parameter	Result	Limits
1.	PM mg/Nm3	09.00	150

**FOR ECOSYSTEM RESOURCE
MANAGEMENT PVT.LTD.**



STACK ANALYSIS REPORT

NAME OF INDUSTRY: ASHA CELLULOSE INDIA PVT. LTD.

ADDRESS: Shed no. 303/2, 302/p, Village: Abrama, Dist: Valsad.

SR. NO.	DESCRIPTION	SOURCE & RESULTS	
1.	Sample No.	7	
2.	Date of Sampling	05.01.2017	
3.	Time of Sampling	06.00 pm	
STACK DETAILS			
4.	Stack Attached To	Spin Flash Dryer - 2	
5.	Air Pollution Control Devices	Cyclone Separator & Bag Filter.	
6.	Stack Height	11 Mtr.	
7.	Stack Dia	250 mm	
8.	Stack Temperature	75 °C	
9.	Velocity Average	5.10 m/sec.	
10.	Flue Gas Sampled	20 lit at STP	
	Parameter	Result	Limits
1.	PM mg/Nm3	09.50	150

**FOR ECOSYSTEM RESOURCE
MANAGEMENT PVT.LTD.**



STACK ANALYSIS REPORT

NAME OF INDUSTRY: ASHA CELLULOSE INDIA PVT. LTD.

ADDRESS: Shed no. 303/2, 302/p, Village: Abrama, Dist: Valsad.

SR. NO.	DESCRIPTION	SOURCE & RESULTS	
1.	Sample No.	1	
2.	Date of Sampling	09.02.2017	
3.	Time of Sampling	10.00 am	
STACK DETAILS			
4.	Stack Attached To	Boiler Stack	
5.	Air Pollution Control Devices	-	
6.	Stack Height	30 Mtr.	
7.	Stack Dia	750 mm	
8.	Stack Temperature	114 °C	
9.	Velocity Average	5.70 m/Sec.	
10.	Flue Gas Sampled	20 lit at STP	
	Parameter	Result	Limits
1.	PM mg/Nm3	79.50	150
2.	SO2 ppm	27.60	100
3.	NOx ppm	07.92	50

**FOR ECOSYSTEM RESOURCE
MANAGEMENT PVT.LTD.**



STACK ANALYSIS REPORT

NAME OF INDUSTRY: ASHA CELLULOSE INDIA PVT. LTD.

ADDRESS: Shed no. 303/2, 302/p, Village: Abrama, Dist: Valsad.

SR. NO.	DESCRIPTION	SOURCE & RESULTS	
1.	Sample No.	2	
2.	Date of Sampling	09.02.2017	
3.	Time of Sampling	11.20 am	
STACK DETAILS			
4.	Stack Attached To	D.G.Set (110 KVA)	
5.	Air Pollution Control Devices	-	
6.	Stack Height	11 Mtr.	
7.	Stack Dia	100 mm	
8.	Stack Temperature	102 °C	
9.	Velocity Average	7.64 m/Sec.	
10.	Flue Gas Sampled	20 lit at STP	
	Parameter	Result	Limits
1.	PM mg/Nm3	61.00	150
2.	SO2 ppm	22.60	100
3.	NOx ppm	08.30	50

**FOR ECOSYSTEM RESOURCE
MANAGEMENT PVT.LTD.**



STACK ANALYSIS REPORT
NAME OF INDUSTRY: ASHA CELLULOSE INDIA PVT. LTD.
ADDRESS: Shed no. 303/2, 302/p, Village: Abrama, Dist: Valsad.

Sr. No.	Description	Source & Results	
1.	Sample No.	3	
2.	Date of Sampling	09.02.2017	
3.	Time of Sampling	12.30 pm	
Stack Details			
4.	Stack Attached To	D.G.Set (35 KVA)	
5.	Air Pollution Control Devices	-	
6.	Stack Height	11 Mtr.	
7.	Stack Dia	70 mm	
8.	Stack Temperature	80 °C	
9.	Velocity Average	6.46 m/sec.	
10.	Flue Gas Sampled	20 lit at STP	
	Parameter	Result	Limits
1.	PM mg/Nm3	59.20	150
2.	SO2 ppm	19.80	100
3.	NOx ppm	06.17	50

**FOR ECOSYSTEM RESOURCE
MANAGEMENT PVT.LTD.**



STACK ANALYSIS REPORT

NAME OF INDUSTRY: ASHA CELLULOSE INDIA PVT. LTD.

ADDRESS: Shed no. 303/2, 302/p, Village: Abrama, Dist: Valsad.

SR. NO.	DESCRIPTION	SOURCE & RESULTS	
1.	Sample No.	4	
2.	Date of Sampling	09.02.2017	
3.	Time of Sampling	02.00 pm	
STACK DETAILS			
4.	Stack Attached To	Hot Air Generator - 1	
5.	Air Pollution Control Devices	-	
6.	Stack Height	15 Mtr.	
7.	Stack Dia	250 mm	
8.	Stack Temperature	82 °C	
9.	Velocity Average	6.13 m/sec.	
10.	Flue Gas Sampled	20 lit at STP	
	Parameter	Result	Limits
1.	PM mg/Nm3	13.20	150
2.	SO2 ppm	08.50	100
3.	NOx ppm	10.17	50

**FOR ECOSYSTEM RESOURCE
MANAGEMENT PVT.LTD.**



Regd. Office : Office Floor, Ashoka Pavillion-A, Opp. Kapadia Health Club, New Civil Road, Surat-395 001

Telefax: +91-0261-2231630-2236223-2233075-6545050

Email: eco@ecoshripad.com, Website: www.ecosystemindia.com

Branch Office: 130, 131, 1st Floor, Ashapura Complex, New Telephone Exchange Road, GIDC Vapi-396 196, Dist. Valsad

Mobile – 094262 63805

Email: sunrita2489@hotmail.com

STACK ANALYSIS REPORT

NAME OF INDUSTRY: ASHA CELLULOSE INDIA PVT. LTD.

ADDRESS: Shed no. 303/2, 302/p, Village: Abrama, Dist: Valsad.

Sr. No.	DESCRIPTION	SOURCE & RESULTS	
1.	Sample No.	5	
2.	Date of Sampling	09.02.2017	
3.	Time of Sampling	03.20 pm	
STACK DETAILS			
4.	Stack Attached To	Hot Air Generator - 2	
5.	Air Pollution Control Devices	-	
6.	Stack Height	15 Mtr.	
7.	Stack Dia	250 mm	
8.	Stack Temperature	87 °C	
9.	Velocity Average	6.20 m/sec.	
10.	Flue Gas Sampled	20 lit at STP	
	Parameter	Result	Limits
1.	PM mg/Nm3	09.20	150
2.	SO2 ppm	08.10	100
3.	NOx ppm	10.17	50

**FOR ECOSYSTEM RESOURCE
MANAGEMENT PVT.LTD.**



STACK ANALYSIS REPORT

NAME OF INDUSTRY: ASHA CELLULOSE INDIA PVT. LTD.

ADDRESS: Shed no. 303/2, 302/p, Village: Abrama, Dist: Valsad.

Sr. No.	Description	Source & Results	
1.	Sample No.	6	
2.	Date of Sampling	09.02.2017	
3.	Time of Sampling	04.50 pm	
STACK DETAILS			
4.	Stack Attached To	Spin Flash Dryer - 1	
5.	Air Pollution Control Devices	Cyclone Separator & Bag Filter.	
6.	Stack Height	11 Mtr.	
7.	Stack Dia	250 mm	
8.	Stack Temperature	69 °C	
9.	Velocity Average	5.08 m/sec.	
10.	Flue Gas Sampled	20 lit at STP	
	Parameter	Result	Limits
1.	PM mg/Nm3	07.50	150

**FOR ECOSYSTEM RESOURCE
MANAGEMENT PVT.LTD.**



Regd. Office : Office Floor, Ashoka Pavillion-A, Opp. Kapadia Health Club, New Civil Road, Surat-395 001

Telefax: +91-0261-2231630-2236223-2233075-6545050

Email: eco@ecoshripad.com, Website: www.ecosystemindia.com

Branch Office: 130, 131, 1st Floor, Ashapura Complex, New Telephone Exchange Road, GIDC Vapi-396 195, Dist. Valsad

Mobile – 094262 63805

Email: sunrita2489@hotmail.com

STACK ANALYSIS REPORT**NAME OF INDUSTRY: ASHA CELLULOSE INDIA PVT. LTD.****ADDRESS:** Shed no. 303/2, 302/p, Village: Abrama, Dist: Valsad.

Sr. No.	Description	Source & Results	
1.	Sample No.	7	
2.	Date of Sampling	09.02.2017	
3.	Time of Sampling	06.00 pm	
STACK DETAILS			
4.	Stack Attached To	Spin Flash Dryer - 2	
5.	Air Pollution Control Devices	Cyclone Separator & Bag Filter.	
6.	Stack Height	11 Mtr.	
7.	Stack Dia	250 mm	
8.	Stack Temperature	72 °C	
9.	Velocity Average	5.07 m/sec.	
10.	Flue Gas Sampled	20 lit at STP	
	Parameter	Result	Limits
1.	PM mg/Nm3	08.60	150

**FOR ECOSYSTEM RESOURCE
MANAGEMENT PVT.LTD.****Regd. Office :** Office Floor, Ashoka Pavillion-A, Opp. Kapadia Health Club, New Civil Road, Surat-395 001

Telefax: +91-0261-2231630-2236223-2233075-6545050

Email: eco@ecoshripad.com, Website: www.ecosystemindia.com**Branch Office:** 130, 131, 1st Floor, Ashapura Complex, New Telephone Exchange Road, GIDC Vapi-396 195, Dist. Valsad

Mobile – 094262 63805

Email: sunrita2489@hotmail.com

STACK ANALYSIS REPORT

NAME OF INDUSTRY: ASHA CELLULOSE INDIA PVT. LTD.

ADDRESS: Shed no. 303/2, 302/p, Village: Abrama, Dist: Valsad.

SR. NO.	DESCRIPTION	SOURCE & RESULTS	
1.	Sample No.	1	
2.	Date of Sampling	06.03.2017	
3.	Time of Sampling	09.30 am	
STACK DETAILS			
4.	Stack Attached To	Boiler Stack	
5.	Air Pollution Control Devices	-	
6.	Stack Height	30 Mtr.	
7.	Stack Dia	750 mm	
8.	Stack Temperature	116 °C	
9.	Velocity Average	5.72 m/Sec.	
10.	Flue Gas Sampled	20 lit at STP	
	Parameter	Result	Limits
1.	PM mg/Nm3	74.40	150
2.	SO2 ppm	28.70	100
3.	NOx ppm	08.88	50

**FOR ECOSYSTEM RESOURCE
MANAGEMENT PVT.LTD.**



STACK ANALYSIS REPORT

NAME OF INDUSTRY: ASHA CELLULOSE INDIA PVT. LTD.

ADDRESS: Shed no. 303/2, 302/p, Village: Abrama, Dist: Valsad.

SR. NO.	DESCRIPTION	SOURCE & RESULTS	
1.	Sample No.	2	
2.	Date of Sampling	06.03.2017	
3.	Time of Sampling	11.00 am	
STACK DETAILS			
4.	Stack Attached To	D.G.Set (110 KVA)	
5.	Air Pollution Control Devices	-	
6.	Stack Height	11 Mtr.	
7.	Stack Dia	100 mm	
8.	Stack Temperature	106 °C	
9.	Velocity Average	7.66 m/Sec.	
10.	Flue Gas Sampled	20 lit at STP	
	Parameter	Result	Limits
1.	PM mg/Nm3	65.30	150
2.	SO2 ppm	24.00	100
3.	NOx ppm	07.52	50

**FOR ECOSYSTEM RESOURCE
MANAGEMENT PVT.LTD.**



STACK ANALYSIS REPORT
NAME OF INDUSTRY: ASHA CELLULOSE INDIA PVT. LTD.
ADDRESS: Shed no. 303/2, 302/p, Village: Abrama, Dist: Valsad.

SR. NO.	DESCRIPTION	SOURCE & RESULTS	
1.	Sample No.	3	
2.	Date of Sampling	06.03.2017	
3.	Time of Sampling	12.10 pm	
STACK DETAILS			
4.	Stack Attached To	D.G.Set (35 KVA)	
5.	Air Pollution Control Devices	-	
6.	Stack Height	11 Mtr.	
7.	Stack Dia	70 mm	
8.	Stack Temperature	83 °C	
9.	Velocity Average	6.47 m/sec.	
10.	Flue Gas Sampled	20 lit at STP	
	Parameter	Result	Limits
1.	PM mg/Nm3	61.30	150
2.	SO2 ppm	18.30	100
3.	NOx ppm	06.80	50

**FOR ECOSYSTEM RESOURCE
MANAGEMENT PVT.LTD.**



STACK ANALYSIS REPORT

NAME OF INDUSTRY: ASHA CELLULOSE INDIA PVT. LTD.

ADDRESS: Shed no. 303/2, 302/p, Village: Abrama, Dist: Valsad.

SR. NO.	DESCRIPTION	SOURCE & RESULTS	
1.	Sample No.	4	
2.	Date of Sampling	06.03.2017	
3.	Time of Sampling	01.40 pm	
STACK DETAILS			
4.	Stack Attached To	Hot Air Generator - 1	
5.	Air Pollution Control Devices	-	
6.	Stack Height	15 Mtr.	
7.	Stack Dia	250 mm	
8.	Stack Temperature	80 °C	
9.	Velocity Average	6.11 m/sec.	
10.	Flue Gas Sampled	20 lit at STP	
	Parameter	Result	Limits
1.	PM mg/Nm3	09.30	150
2.	SO2 ppm	06.80	100
3.	NOx ppm	08.20	50

**FOR ECOSYSTEM RESOURCE
MANAGEMENT PVT.LTD.**



Regd. Office : Office Floor, Ashoka Pavillion-A, Opp. Kapadia Health Club, New Civil Road, Surat-395 001

Telefax: +91-0261-2231630-2236223-2233075-6545050

Email: eco@ecoshripad.com, Website: www.ecosystemindia.com

Branch Office: 130, 131, 1st Floor, Ashapura Complex, New Telephone Exchange Road, GIDC Vapi-396 195, Dist. Valsad

Mobile – 094262 63805

Email: sunrita2489@hotmail.com

STACK ANALYSIS REPORT

NAME OF INDUSTRY: ASHA CELLULOSE INDIA PVT. LTD.

ADDRESS: Shed no. 303/2, 302/p, Village: Abrama, Dist: Valsad.

Sr. No.	Description	Source & Results	
1.	Sample No.	5	
2.	Date of Sampling	06.03.2017	
3.	Time of Sampling	02.50 pm	
Stack Details			
4.	Stack Attached To	Hot Air Generator - 2	
5.	Air Pollution Control Devices	-	
6.	Stack Height	15 Mtr.	
7.	Stack Dia	250 mm	
8.	Stack Temperature	89 °C	
9.	Velocity Average	6.21 m/sec.	
10.	Flue Gas Sampled	20 lit at STP	
	Parameter	Result	Limits
1.	PM mg/Nm3	12.30	150
2.	SO2 ppm	08.80	100
3.	NOx ppm	10.80	50

**FOR ECOSYSTEM RESOURCE
MANAGEMENT PVT.LTD.**



STACK ANALYSIS REPORT

NAME OF INDUSTRY: ASHA CELLULOSE INDIA PVT. LTD.

ADDRESS: Shed no. 303/2, 302/p, Village: Abrama, Dist: Valsad.

Sr. No.	DESCRIPTION	SOURCE & RESULTS	
1.	Sample No.	6	
2.	Date of Sampling	06.03.2017	
3.	Time of Sampling	03.50 pm	
STACK DETAILS			
4.	Stack Attached To	Spin Flash Dryer - 1	
5.	Air Pollution Control Devices	Cyclone Separator & Bag Filter.	
6.	Stack Height	11 Mtr.	
7.	Stack Dia	250 mm	
8.	Stack Temperature	65 °C	
9.	Velocity Average	5.04 m/sec.	
10.	Flue Gas Sampled	20 lit at STP	
	Parameter	Result	Limits
1.	PM mg/Nm3	09.30	150

**FOR ECOSYSTEM RESOURCE
MANAGEMENT PVT.LTD.**



Regd. Office : Office Floor, Ashoka Pavillion-A, Opp. Kapadia Health Club, New Civil Road, Surat-395 001

Telefax: +91-0261-2231630-2236223-2233075-6545050

Email: eco@ecoshripad.com, Website: www.ecosystemindia.com

Branch Office: 130, 131, 1st Floor, Ashapura Complex, New Telephone Exchange Road, GIDC Vapi-396 195, Dist. Valsad

Mobile – 094262 63805

Email: sunrita2489@hotmail.com

STACK ANALYSIS REPORT**NAME OF INDUSTRY: ASHA CELLULOSE INDIA PVT. LTD.****ADDRESS:** Shed no. 303/2, 302/p, Village: Abrama, Dist: Valsad.

Sr. No.	Description	Source & Results	
1.	Sample No.	7	
2.	Date of Sampling	06.03.2017	
3.	Time of Sampling	05.00 pm	
Stack Details			
4.	Stack Attached To	Spin Flash Dryer - 2	
5.	Air Pollution Control Devices	Cyclone Separator & Bag Filter.	
6.	Stack Height	11 Mtr.	
7.	Stack Dia	250 mm	
8.	Stack Temperature	70 °C	
9.	Velocity Average	5.05 m/sec.	
10.	Flue Gas Sampled	20 lit at STP	
	Parameter	Result	Limits
1.	PM mg/Nm3	07.50	150

**FOR ECOSYSTEM RESOURCE
MANAGEMENT PVT.LTD.**

ANALYSIS REPORT

NAME OF INDUSTRY: ASHA CELLULOSE INDIA PVT. LTD.

ADDRESS: Shed no. 303/2, 302/p, Village: Abrama, Dist: Valsad.

SAMPLE DRAWN BY: ERM Team

SAMPLING DATE: 05.10.2016

NATURE OF SAMPLE: R.O.Permeate Sample

TIME: 10:00 am

SAMPLE TESTED ON: 06.10.2016

SR.NO.	PARAMETERS	UNIT	RESULTS
1	Colour	Pt.Co	05
2	Temperature	°C	24
3	pH	Unit	7.02
4	Suspended Solids	mg/l	N.D.
5	Total Dissolve solids	mg/l	64
6	COD	mg/l	8.12
7	Chloride as Cl	mg/l	32
8	Oil/grease	mg/l	N.D.
9	Sulphates as SO ₄	mg/l	13
10	Ammonical Nitrogen	mg/l	4.2
11	Phenolic comp.	mg/l	N.D.

**FOR ECOSYSTEM RESOURCE
MANAGEMENT PVT.LTD.**



Regd. Office : Office Floor, Ashoka Pavillion-A, Opp. Kapadia Health Club, New Civil Road, Surat-395 001
Telefax: +91-0261-2231630-2236223-2233075-6545050

Email: eco@ecoshripad.com, Website: www.ecosystemindia.com

Branch Office: 130, 131, 1st Floor, Ashapura Complex, New Telephone Exchange Road, GIDC Vapi-396 195, Dist. Valsad
Mobile – 094262 63805
Email: sunrita2489@hotmail.com

ANALYSIS REPORT**NAME OF INDUSTRY: ASHA CELLULOSE INDIA PVT. LTD.****ADDRESS:** Shed no. 303/2, 302/p, Village: Abrama, Dist: Valsad.**SAMPLE DRAWN BY:** ERM Team**SAMPLING DATE:** 05.10.2016**NATURE OF SAMPLE:** Condensate Water from MEE**TIME:** 10:00 am**SAMPLE TESTED ON:** 08.10.2016

SR.NO.	PARAMETERS	UNIT	RESULTS
1	Colour	Pt.Co	05
2	Temperature	°C	31
3	pH	Unit	6.88
4	Suspended Solids	mg/l	N.D.
5	Total Dissolve solids	mg/l	24
6	COD	mg/l	248
7	BOD (3 days 27 °C.)	mg/l	72
8	Chloride as Cl	mg/l	14
9	Oil/grease	mg/l	N.D.
10	Sulphates as SO4	mg/l	07
11	Ammonical Nitrogen	mg/l	5.60
12	Phenolic comp.	mg/l	0.02

**FOR ECOSYSTEM RESOURCE
MANAGEMENT PVT.LTD.**

ANALYSIS REPORT**NAME OF INDUSTRY: ASHA CELLULOSE INDIA PVT. LTD.****ADDRESS:** Shed no. 303/2, 302/p, Village: Abrama, Dist: Valsad.**SAMPLE DRAWN BY:** ERM Team**SAMPLING DATE:** 05.10.2016**NATURE OF SAMPLE:** E.T.P. Outlet Sample**TIME:** 10:00 am**SAMPLE TESTED ON:** 08.10.2016

SR.NO.	PARAMETERS	UNIT	RESULTS	LIMITS
1	Colour	Pt.Co	40	100
2	Temperature	°C	24	40
3	pH	Unit	7.56	6.5-8.5
4	Suspended Solids	mg/l	56	100
5	Total Dissolve solids	mg/l	1120	2100
6	COD	mg/l	124	250
7	BOD (3 days 27 °C.)	mg/l	27	30
8	Chloride as Cl	mg/l	476	600
9	Oil/grease	mg/l	0.60	10
10	Sulphates as SO ₄	mg/l	383	1000
11	Ammonical Nitrogen	mg/l	4.60	50
12	Phenolic comp.	mg/l	0.04	01

**FOR ECOSYSTEM RESOURCE
MANAGEMENT PVT.LTD.**

ANALYSIS REPORT

NAME OF INDUSTRY: ASHA CELLULOSE INDIA PVT. LTD.

ADDRESS: Shed no. 303/2, 302/p, Village: Abrama, Dist: Valsad.

SAMPLE DRAWN BY: ERM Team

SAMPLING DATE: 05.10.2016

NATURE OF SAMPLE: E.T.P. Inlet Sample

TIME: 10:00 am

SAMPLE TESTED ON: 08.10.2016

SR.NO.	PARAMETERS	UNIT	RESULTS
1	Colour	Pt.Co	80
2	Temperature	°C	30
3	pH	Unit	9.36
4	Suspended Solids	mg/l	128
5	Total Dissolve solids	mg/l	2680
6	COD	mg/l	904
7	BOD (3 days 27 °C.)	mg/l	290
8	Chloride as Cl	mg/l	1305
9	Oil/grease	mg/l	3.80
10	Sulphates as SO ₄	mg/l	956
11	Ammonical Nitrogen	mg/l	N.D.
12	Phenolic comp.	mg/l	0.06

**FOR ECOSYSTEM RESOURCE
MANAGEMENT PVT.LTD.**



ANALYSIS REPORT**NAME OF INDUSTRY: ASHA CELLULOSE INDIA PVT. LTD.****ADDRESS:** Shed no. 303/2, 302/p, Village: Abrama, Dist: Valsad.**SAMPLE DRAWN BY:** ERM Team**SAMPLING DATE:** 08.11.2016**NATURE OF SAMPLE:** Condensate Water from MEE**TIME:** 11:00 am**SAMPLE TESTED ON:** 11.11.2016

SR.NO.	PARAMETERS	UNIT	RESULTS
1	Colour	Pt.Co	00
2	Temperature	°C	28
3	pH	Unit	7.26
4	Suspended Solids	mg/l	N.D.
5	Total Dissolve solids	mg/l	32
6	COD	mg/l	287
7	BOD (3 days 27 °C.)	mg/l	80
8	Chloride as Cl	mg/l	17
9	Oil/grease	mg/l	N.D.
10	Sulphates as SO ₄	mg/l	09
11	Ammonical Nitrogen	mg/l	2.8
12	Phenolic comp.	mg/l	0.02

**FOR ECOSYSTEM RESOURCE
MANAGEMENT PVT.LTD.**

ANALYSIS REPORT**NAME OF INDUSTRY: ASHA CELLULOSE INDIA PVT. LTD.****ADDRESS:** Shed no. 303/2, 302/p, Village: Abrama, Dist: Valsad.**SAMPLE DRAWN BY:** ERM Team**SAMPLING DATE:** 08.11.2016**NATURE OF SAMPLE:** R.O.Permeate Sample**TIME:** 11:00 am**SAMPLE TESTED ON:** 09.11.2016

SR.NO.	PARAMETERS	UNIT	RESULTS
1	Colour	Pt.Co	00
2	Temperature	°C	25
3	pH	Unit	7.12
4	Suspended Solids	mg/l	N.D.
5	Total Dissolve solids	mg/l	76
6	COD	mg/l	9.20
7	Chloride as Cl	mg/l	35
8	Oil/grease	mg/l	N.D.
9	Sulphates as SO ₄	mg/l	11
10	Ammonical Nitrogen	mg/l	2.8
11	Phenolic comp.	mg/l	N.D.

**FOR ECOSYSTEM RESOURCE
MANAGEMENT PVT.LTD.**

ANALYSIS REPORT**NAME OF INDUSTRY: ASHA CELLULOSE INDIA PVT. LTD.****ADDRESS:** Shed no. 303/2, 302/p, Village: Abrama, Dist: Valsad.**SAMPLE DRAWN BY:** ERM Team**SAMPLING DATE:** 08.11.2016**NATURE OF SAMPLE:** E.T.P. Outlet Sample**TIME:** 11:00 am**SAMPLE TESTED ON:** 11.11.2016

SR.NO.	PARAMETERS	UNIT	RESULTS	LIMITS
1	Colour	Pt.Co	50	100
2	Temperature	°C	26	40
3	pH	Unit	7.33	6.5-8.5
4	Suspended Solids	mg/l	58	100
5	Total Dissolve solids	mg/l	1040	2100
6	COD	mg/l	132	250
7	BOD (3 days 27 °C.)	mg/l	28	30
8	Chloride as Cl	mg/l	453	600
9	Oil/grease	mg/l	0.80	10
10	Sulphates as SO ₄	mg/l	367	1000
11	Ammonical Nitrogen	mg/l	5.20	50
12	Phenolic comp.	mg/l	0.02	01

**FOR ECOSYSTEM RESOURCE
MANAGEMENT PVT.LTD.**

ANALYSIS REPORT**NAME OF INDUSTRY: ASHA CELLULOSE INDIA PVT. LTD.****ADDRESS:** Shed no. 303/2, 302/p, Village: Abrama, Dist: Valsad.**SAMPLE DRAWN BY:** ERM Team**SAMPLING DATE:** 08.11.2016**NATURE OF SAMPLE:** E.T.P. Inlet Sample**TIME:** 11:00 am**SAMPLE TESTED ON:** 11.11.2016

SR.NO.	PARAMETERS	UNIT	RESULTS
1	Colour	Pt.Co	60
2	Temperature	°C	28
3	pH	Unit	8.78
4	Suspended Solids	mg/l	145
5	Total Dissolve solids	mg/l	2550
6	COD	mg/l	1012
7	BOD (3 days 27 °C.)	mg/l	300
8	Chloride as Cl	mg/l	1280
9	Oil/grease	mg/l	4.20
10	Sulphates as SO ₄	mg/l	932
11	Ammonical Nitrogen	mg/l	N.D.
12	Phenolic comp.	mg/l	0.08

**FOR ECOSYSTEM RESOURCE
MANAGEMENT PVT.LTD.**

ANALYSIS REPORT**NAME OF INDUSTRY: ASHA CELLULOSE INDIA PVT. LTD.****ADDRESS:** Shed no. 303/2, 302/p, Village: Abrama, Dist: Valsad.**SAMPLE DRAWN BY:** ERM Team**SAMPLING DATE:** 08.11.2016**NATURE OF SAMPLE:** R.O. Reject Sample**TIME:** 11:00 am**SAMPLE TESTED ON:** 09.11.2016

SR.NO.	PARAMETERS	UNIT	RESULTS
1	Colour	Pt.Co	30
2	Temperature	°C	28
3	pH	Unit	8.52
4	Suspended Solids	mg/l	24
5	Total Dissolve solids	mg/l	12180
6	COD	mg/l	716
7	Chloride as Cl	mg/l	7987
8	Oil/grease	mg/l	2.20
9	Sulphates as SO ₄	mg/l	704
10	Ammonical Nitrogen	mg/l	5.60
11	Phenolic comp.	mg/l	0.12

**FOR ECOSYSTEM RESOURCE
MANAGEMENT PVT.LTD.**

ANALYSIS REPORT**NAME OF INDUSTRY: ASHA CELLULOSE INDIA PVT. LTD.****ADDRESS:** Shed no. 303/2, 302/p, Village: Abrama, Dist: Valsad.**SAMPLE DRAWN BY:** ERM Team**SAMPLING DATE:** 13.12.2016**NATURE OF SAMPLE:** R.O.Permeate Sample**TIME:** 10:00 am**SAMPLE TESTED ON:** 14.12.2016

SR.NO.	PARAMETERS	UNIT	RESULTS
1	Colour	Pt.Co	05
2	Temperature	°C	25
3	pH	Unit	6.38
4	Suspended Solids	mg/l	N.D.
5	Total Dissolve solids	mg/l	52
6	COD	mg/l	7.56
7	Chloride as Cl	mg/l	30
8	Oil/grease	mg/l	N.D.
9	Sulphates as SO ₄	mg/l	14
10	Ammonical Nitrogen	mg/l	2.80
11	Phenolic comp.	mg/l	N.D.

**FOR ECOSYSTEM RESOURCE
MANAGEMENT PVT.LTD.**

ANALYSIS REPORT**NAME OF INDUSTRY:** ASHA CELLULOSE INDIA PVT. LTD.**ADDRESS:** Shed no, 303/2, 302/p, Village: Abrama, Dist: Valsad.**SAMPLE DRAWN BY:** ERM Team**SAMPLING DATE:** 13.12.2016**NATURE OF SAMPLE:** Condensate Water from MEE**TIME:** 10:00 am**SAMPLE TESTED ON:** 16.12.2016

SR.NO.	PARAMETERS	UNIT	RESULTS
1	Colour	Pt.Co	10
2	Temperature	°C	30
3	pH	Unit	7.54
4	Suspended Solids	mg/l	N.D.
5	Total Dissolve solids	mg/l	36
6	COD	mg/l	304
7	BOD (3 days 27 °C.)	mg/l	92
8	Chloride as Cl	mg/l	19
9	Oil/grease	mg/l	N.D.
10	Sulphates as SO ₄	mg/l	11
11	Ammonical Nitrogen	mg/l	2.80
12	Phenolic comp.	mg/l	0.03

**FOR ECOSYSTEM RESOURCE
MANAGEMENT PVT.LTD.**

ANALYSIS REPORT**NAME OF INDUSTRY: ASHA CELLULOSE INDIA PVT. LTD.****ADDRESS:** Shed no. 303/2, 302/p, Village: Abrama, Dist: Valsad.**SAMPLE DRAWN BY:** ERM Team**SAMPLING DATE:** 13.12.2016**NATURE OF SAMPLE:** E.T.P. Outlet Sample**TIME:** 10:00 am**SAMPLE TESTED ON:** 16.12.2016

SR.NO.	PARAMETERS	UNIT	RESULTS	LIMITS
1	Colour	Pt.Co	30	100
2	Temperature	°C	25	40
3	pH	Unit	6.88	6.5-8.5
4	Suspended Solids	mg/l	62	100
5	Total Dissolve solids	mg/l	1250	2100
6	COD	mg/l	108	250
7	BOD (3 days 27 °C.)	mg/l	25	30
8	Chloride as Cl	mg/l	526	600
9	Oil/grease	mg/l	1.10	10
10	Sulphates as SO ₄	mg/l	415	1000
11	Ammonical Nitrogen	mg/l	6.40	50
12	Phenolic comp.	mg/l	0.03	01

**FOR ECOSYSTEM RESOURCE
MANAGEMENT PVT.LTD.**

ANALYSIS REPORT**NAME OF INDUSTRY: ASHA CELLULOSE INDIA PVT. LTD.****ADDRESS:** Shed no. 303/2, 302/p, Village: Abrama, Dist: Valsad.**SAMPLE DRAWN BY:** ERM Team**SAMPLING DATE:** 13.12.2016**NATURE OF SAMPLE:** E.T.P. Inlet Sample**TIME:** 10:00 am**SAMPLE TESTED ON:** 16.12.2016

SR.NO.	PARAMETERS	UNIT	RESULTS
1	Colour	Pt.Co	120
2	Temperature	°C	27
3	pH	Unit	8.56
4	Suspended Solids	mg/l	98
5	Total Dissolve solids	mg/l	2710
6	COD	mg/l	886
7	BOD (3 days 27 °C.)	mg/l	284
8	Chloride as Cl	mg/l	1380
9	Oil/grease	mg/l	5.50
10	Sulphates as SO ₄	mg/l	1010
11	Ammonical Nitrogen	mg/l	N.D.
12	Phenolic comp.	mg/l	0.12

**FOR ECOSYSTEM RESOURCE
MANAGEMENT PVT.LTD.**

ANALYSIS REPORT**NAME OF INDUSTRY: ASHA CELLULOSE INDIA PVT. LTD.****ADDRESS:** Shed no. 303/2, 302/p, Village: Abrama, Dist: Valsad.**SAMPLE DRAWN BY:** ERM Team**SAMPLING DATE:** 13.12.2016**NATURE OF SAMPLE:** R.O. Reject Sample**TIME:** 10:00 am**SAMPLE TESTED ON:** 14.12.2016

SR.NO.	PARAMETERS	UNIT	RESULTS
1	Colour	Pt.Co	20
2	Temperature	°C	32
3	pH	Unit	9.16
4	Suspended Solids	mg/l	18
5	Total Dissolve solids	mg/l	11750
6	COD	mg/l	673
7	Chloride as Cl	mg/l	7023
8	Oil/grease	mg/l	1.50
9	Sulphates as SO ₄	mg/l	666
10	Ammonical Nitrogen	mg/l	7.00
11	Phenolic comp.	mg/l	0.16

**FOR ECOSYSTEM RESOURCE
MANAGEMENT PVT.LTD.**

ANALYSIS REPORT**NAME OF INDUSTRY: ASHA CELLULOSE INDIA PVT. LTD.****ADDRESS:** Shed no. 303/2, 302/p, Village: Abrama, Dist: Valsad.**SAMPLE DRAWN BY:** ERM Team**SAMPLING DATE:** 05.01.2017**NATURE OF SAMPLE:** R.O.Permeate Sample**TIME:** 10:30 am**SAMPLE TESTED ON:** 06.01.2017

SR.NO.	PARAMETERS	UNIT	RESULTS
1	Colour	Pt.Co	00
2	Temperature	°C	24
3	pH	Unit	6.54
4	Suspended Solids	mg/l	N.D.
5	Total Dissolve solids	mg/l	68
6	COD	mg/l	11.30
7	Chloride as Cl	mg/l	34
8	Oil/grease	mg/l	N.D.
9	Sulphates as SO ₄	mg/l	18
10	Ammonical Nitrogen	mg/l	1.40
11	Phenolic comp.	mg/l	N.D.

**FOR ECOSYSTEM RESOURCE
MANAGEMENT PVT.LTD.**

ANALYSIS REPORT**NAME OF INDUSTRY: ASHA CELLULOSE INDIA PVT. LTD.****ADDRESS:** Shed no. 303/2, 302/p, Village: Abrama, Dist: Valsad.**SAMPLE DRAWN BY:** ERM Team**SAMPLING DATE:** 05.01.2017**NATURE OF SAMPLE:** Condensate Water from MEE**TIME:** 10:30 am**SAMPLE TESTED ON:** 08.01.2017

SR.NO.	PARAMETERS	UNIT	RESULTS
1	Colour	Pt.Co	05
2	Temperature	°C	32
3	pH	Unit	6.45
4	Suspended Solids	mg/l	N.D.
5	Total Dissolve solids	mg/l	27
6	COD	mg/l	292
7	BOD (3 days 27 °C.)	mg/l	90
8	Chloride as Cl	mg/l	14
9	Oil/grease	mg/l	N.D.
10	Sulphates as SO ₄	mg/l	06
11	Ammonical Nitrogen	mg/l	4.20
12	Phenolic comp.	mg/l	0.02

**FOR ECOSYSTEM RESOURCE
MANAGEMENT PVT.LTD.**

ANALYSIS REPORT**NAME OF INDUSTRY: ASHA CELLULOSE INDIA PVT. LTD.****ADDRESS:** Shed no. 303/2, 302/p, Village: Abrama, Dist: Valsad.**SAMPLE DRAWN BY:** ERM Team**SAMPLING DATE:** 05.01.2017**NATURE OF SAMPLE:** E.T.P. Outlet Sample**TIME:** 10:30 am**SAMPLE TESTED ON:** 08.01.2017

SR.NO.	PARAMETERS	UNIT	RESULTS	LIMITS
1	Colour	Pt.Co	30	100
2	Temperature	°C	25	40
3	pH	Unit	7.36	6.5-8.5
4	Suspended Solids	mg/l	44	100
5	Total Dissolve solids	mg/l	1060	2100
6	COD	mg/l	116	250
7	BOD (3 days 27 °C.)	mg/l	26	30
8	Chloride as Cl	mg/l	460	600
9	Oil/grease	mg/l	0.70	10
10	Sulphates as SO ₄	mg/l	374	1000
11	Ammonical Nitrogen	mg/l	5.20	50
12	Phenolic comp.	mg/l	0.06	01

**FOR ECOSYSTEM RESOURCE
MANAGEMENT PVT.LTD.**

ANALYSIS REPORT**NAME OF INDUSTRY: ASHA CELLULOSE INDIA PVT. LTD.****ADDRESS:** Shed no. 303/2, 302/p, Village: Abrama, Dist: Valsad.**SAMPLE DRAWN BY:** ERM Team**SAMPLING DATE:** 05.01.2017**NATURE OF SAMPLE:** E.T.P. Inlet Sample**TIME:** 10:30 am**SAMPLE TESTED ON:** 08.01.2017

SR.NO.	PARAMETERS	UNIT	RESULTS
1	Colour	Pt.Co	110
2	Temperature	°C	31
3	pH	Unit	9.04
4	Suspended Solids	mg/l	112
5	Total Dissolve solids	mg/l	2850
6	COD	mg/l	732
7	BOD (3 days 27 °C.)	mg/l	270
8	Chloride as Cl	mg/l	1424
9	Oil/grease	mg/l	3.80
10	Sulphates as SO ₄	mg/l	1073
11	Ammonical Nitrogen	mg/l	N.D.
12	Phenolic comp.	mg/l	0.08

**FOR ECOSYSTEM RESOURCE
MANAGEMENT PVT.LTD.**

ANALYSIS REPORT**NAME OF INDUSTRY: ASHA CELLULOSE INDIA PVT. LTD.****ADDRESS:** Shed no. 303/2, 302/p, Village: Abrama, Dist: Valsad.**SAMPLE DRAWN BY:** ERM Team**SAMPLING DATE:** 05.01.2017**NATURE OF SAMPLE:** R.O. Reject Sample**TIME:** 10:30 am**SAMPLE TESTED ON:** 06.01.2017

SR.NO.	PARAMETERS	UNIT	RESULTS
1	Colour	Pt.Co	40
2	Temperature	°C	29
3	pH	Unit	8.72
4	Suspended Solids	mg/l	28
5	Total Dissolve solids	mg/l	12340
6	COD	mg/l	824
7	Chloride as Cl	mg/l	8047
8	Oil/grease	mg/l	2.50
9	Sulphates as SO ₄	mg/l	764
10	Ammonical Nitrogen	mg/l	4.20
11	Phenolic comp.	mg/l	0.07

**FOR ECOSYSTEM RESOURCE
MANAGEMENT PVT.LTD.**

ANALYSIS REPORT**NAME OF INDUSTRY: ASHA CELLULOSE INDIA PVT. LTD.****ADDRESS:** Shed no. 303/2, 302/p, Village: Abrama, Dist: Valsad.**SAMPLE DRAWN BY:** ERM Team**SAMPLING DATE:** 09.02.2017**NATURE OF SAMPLE:** R.O.Permeate Sample**TIME:** 11:00 am**SAMPLE TESTED ON:** 10.02.2017

SR.NO.	PARAMETERS	UNIT	RESULTS
1	Colour	Pt.Co	00
2	Temperature	°C	26
3	pH	Unit	6.30
4	Suspended Solids	mg/l	N.D.
5	Total Dissolve solids	mg/l	61
6	COD	mg/l	14.20
7	Chloride as Cl	mg/l	31
8	Oil/grease	mg/l	N.D.
9	Sulphates as SO ₄	mg/l	16
10	Ammonical Nitrogen	mg/l	4.20
11	Phenolic comp.	mg/l	N.D.

**FOR ECOSYSTEM RESOURCE
MANAGEMENT PVT.LTD.**

ANALYSIS REPORT**NAME OF INDUSTRY: ASHA CELLULOSE INDIA PVT. LTD.****ADDRESS:** Shed no. 303/2, 302/p, Village: Abrama, Dist: Valsad.**SAMPLE DRAWN BY:** ERM Team**SAMPLING DATE:** 09.02.2017**NATURE OF SAMPLE:** Condensate Water from MEE**TIME:** 11:00 am**SAMPLE TESTED ON:** 12.02.2017

SR.NO.	PARAMETERS	UNIT	RESULTS
1	Colour	Pt.Co	00
2	Temperature	°C	30
3	pH	Unit	6.78
4	Suspended Solids	mg/l	N.D.
5	Total Dissolve solids	mg/l	30
6	COD	mg/l	318
7	BOD (3 days 27 °C.)	mg/l	96
8	Chloride as Cl	mg/l	16
9	Oil/grease	mg/l	N.D.
10	Sulphates as SO ₄	mg/l	08
11	Ammonical Nitrogen	mg/l	5.60
12	Phenolic comp.	mg/l	0.03

**FOR ECOSYSTEM RESOURCE
MANAGEMENT PVT.LTD.**

ANALYSIS REPORT**NAME OF INDUSTRY: ASHA CELLULOSE INDIA PVT. LTD.****ADDRESS:** Shed no. 303/2, 302/p, Village: Abrama, Dist: Valsad.**SAMPLE DRAWN BY:** ERM Team**SAMPLING DATE:** 09.02.2017**NATURE OF SAMPLE:** E.T.P. Outlet Sample**TIME:** 11:00 am**SAMPLE TESTED ON:** 12.02.2017

SR.NO.	PARAMETERS	UNIT	RESULTS	LIMITS
1	Colour	Pt.Co	20	100
2	Temperature	°C	24	40
3	pH	Unit	7.58	6.5-8.5
4	Suspended Solids	mg/l	38	100
5	Total Dissolve solids	mg/l	1100	2100
6	COD	mg/l	142	250
7	BOD (3 days 27 °C.)	mg/l	29	30
8	Chloride as Cl	mg/l	472	600
9	Oil/grease	mg/l	0.60	10
10	Sulphates as SO ₄	mg/l	402	1000
11	Ammonical Nitrogen	mg/l	7.60	50
12	Phenolic comp.	mg/l	0.04	01

**FOR ECOSYSTEM RESOURCE
MANAGEMENT PVT.LTD.**

ANALYSIS REPORT**NAME OF INDUSTRY: ASHA CELLULOSE INDIA PVT. LTD.****ADDRESS:** Shed no. 303/2, 302/p, Village: Abrama, Dist: Valsad.**SAMPLE DRAWN BY:** ERM Team**SAMPLING DATE:** 09.02.2017**NATURE OF SAMPLE:** E.T.P. Inlet Sample**TIME:** 11:00 am**SAMPLE TESTED ON:** 12.02.2017

SR.NO.	PARAMETERS	UNIT	RESULTS
1	Colour	Pt.Co	130
2	Temperature	°C	29
3	pH	Unit	9.32
4	Suspended Solids	mg/l	136
5	Total Dissolve solids	mg/l	2640
6	COD	mg/l	1005
7	BOD (3 days 27 °C.)	mg/l	300
8	Chloride as Cl	mg/l	1300
9	Oil/grease	mg/l	6.20
10	Sulphates as SO ₄	mg/l	960
11	Ammonical Nitrogen	mg/l	N.D.
12	Phenolic comp.	mg/l	0.09

**FOR ECOSYSTEM RESOURCE
MANAGEMENT PVT.LTD.**

**ANALYSIS REPORT****NAME OF INDUSTRY: ASHA CELLULOSE INDIA PVT. LTD.****ADDRESS:** Shed no. 303/2, 302/p, Village: Abrama, Dist: Valsad.**SAMPLE DRAWN BY:** ERM Team**SAMPLING DATE:** 09.02.2017**NATURE OF SAMPLE:** R.O. Reject Sample**TIME:** 11:00 am**SAMPLE TESTED ON:** 10.02.2017

SR.NO.	PARAMETERS	UNIT	RESULTS
1	Colour	Pt.Co	30
2	Temperature	°C	28
3	pH	Unit	7.96
4	Suspended Solids	mg/l	24
5	Total Dissolve solids	mg/l	12730
6	COD	mg/l	765
7	Chloride as Cl	mg/l	8364
8	Oil/grease	mg/l	1.90
9	Sulphates as SO ₄	mg/l	806
10	Ammonical Nitrogen	mg/l	5.60
11	Phenolic comp.	mg/l	0.05

**FOR ECOSYSTEM RESOURCE
MANAGEMENT PVT.LTD.**

ANALYSIS REPORT**NAME OF INDUSTRY: ASHA CELLULOSE INDIA PVT. LTD.****ADDRESS:** Shed no. 303/2, 302/p, Village: Abrama, Dist: Valsad.**SAMPLE DRAWN BY:** ERM Team**SAMPLING DATE:** 06.03.2017**NATURE OF SAMPLE:** R.O.Permeate Sample**TIME:** 10:00 am**SAMPLE TESTED ON:** 07.03.2017

SR.NO.	PARAMETERS	UNIT	RESULTS
1	Colour	Pt.Co	05
2	Temperature	°C	25
3	pH	Unit	7.14
4	Suspended Solids	mg/l	N.D.
5	Total Dissolve solids	mg/l	72
6	COD	mg/l	9.32
7	Chloride as Cl	mg/l	39
8	Oil/grease	mg/l	N.D.
9	Sulphates as SO ₄	mg/l	22
10	Ammonical Nitrogen	mg/l	1.40
11	Phenolic comp.	mg/l	N.D.

**FOR ECOSYSTEM RESOURCE
MANAGEMENT PVT.LTD.**

ANALYSIS REPORT**NAME OF INDUSTRY: ASHA CELLULOSE INDIA PVT. LTD.****ADDRESS:** Shed no. 303/2, 302/p, Village: Abrama, Dist: Valsad.**SAMPLE DRAWN BY:** ERM Team**SAMPLING DATE:** 06.03.2017**NATURE OF SAMPLE:** Condensate Water from MEE**TIME:** 10:00 am**SAMPLE TESTED ON:** 09.03.2017

SR.NO.	PARAMETERS	UNIT	RESULTS
1	Colour	Pt.Co	05
2	Temperature	°C	31
3	pH	Unit	7.05
4	Suspended Solids	mg/l	N.D.
5	Total Dissolve solids	mg/l	38
6	COD	mg/l	296
7	BOD (3 days 27 °C.)	mg/l	90
8	Chloride as Cl	mg/l	20
9	Oil/grease	mg/l	N.D.
10	Sulphates as SO ₄	mg/l	13
11	Ammonical Nitrogen	mg/l	4.20
12	Phenolic comp.	mg/l	0.04

**FOR ECOSYSTEM RESOURCE
MANAGEMENT PVT.LTD.**

ANALYSIS REPORT**NAME OF INDUSTRY: ASHA CELLULOSE INDIA PVT. LTD.****ADDRESS:** Shed no. 303/2, 302/p, Village: Abrama, Dist: Valsad.**SAMPLE DRAWN BY:** ERM Team**SAMPLING DATE:** 06.03.2017**NATURE OF SAMPLE:** E.T.P. Outlet Sample**TIME:** 10:00 am**SAMPLE TESTED ON:** 09.03.2017

SR.NO.	PARAMETERS	UNIT	RESULTS	LIMITS
1	Colour	Pt.Co	50	100
2	Temperature	°C	26	40
3	pH	Unit	7.34	6.5-8.5
4	Suspended Solids	mg/l	57	100
5	Total Dissolve solids	mg/l	1030	2100
6	COD	mg/l	127	250
7	BOD (3 days 27 °C.)	mg/l	25	30
8	Chloride as Cl	mg/l	448	600
9	Oil/grease	mg/l	0.50	10
10	Sulphates as SO ₄	mg/l	388	1000
11	Ammonical Nitrogen	mg/l	6.40	50
12	Phenolic comp.	mg/l	0.05	01

**FOR ECOSYSTEM RESOURCE
MANAGEMENT PVT.LTD.**

ANALYSIS REPORT**NAME OF INDUSTRY: ASHA CELLULOSE INDIA PVT. LTD.****ADDRESS:** Shed no. 303/2, 302/p, Village: Abrama, Dist: Valsad.**SAMPLE DRAWN BY:** ERM Team**SAMPLING DATE:** 06.03.2017**NATURE OF SAMPLE:** E.T.P. Inlet Sample**TIME:** 10:00 am**SAMPLE TESTED ON:** 09.03.2017

SR.NO.	PARAMETERS	UNIT	RESULTS
1	Colour	Pt.Co	80
2	Temperature	°C	30
3	pH	Unit	8.78
4	Suspended Solids	mg/l	140
5	Total Dissolve solids	mg/l	2730
6	COD	mg/l	1036
7	BOD (3 days 27 °C.)	mg/l	308
8	Chloride as Cl	mg/l	1338
9	Oil/grease	mg/l	5.70
10	Sulphates as SO ₄	mg/l	972
11	Ammonical Nitrogen	mg/l	N.D.
12	Phenolic comp.	mg/l	0.10

**FOR ECOSYSTEM RESOURCE
MANAGEMENT PVT.LTD.**

ANALYSIS REPORT**NAME OF INDUSTRY: ASHA CELLULOSE INDIA PVT. LTD.****ADDRESS:** Shed no. 303/2, 302/p, Village: Abrama, Dist: Valsad.**SAMPLE DRAWN BY:** ERM Team**SAMPLING DATE:** 06.03.2017**NATURE OF SAMPLE:** R.O. Reject Sample**TIME:** 10:00 am**SAMPLE TESTED ON:** 07.03.2017

SR.NO.	PARAMETERS	UNIT	RESULTS
1	Colour	Pt.Co	40
2	Temperature	°C	27
3	pH	Unit	8.74
4	Suspended Solids	mg/l	22
5	Total Dissolve solids	mg/l	11890
6	COD	mg/l	808
7	Chloride as Cl	mg/l	7050
8	Oil/grease	mg/l	2.30
9	Sulphates as SO ₄	mg/l	653
10	Ammonical Nitrogen	mg/l	4.20
11	Phenolic comp.	mg/l	0.12

**FOR ECOSYSTEM RESOURCE
MANAGEMENT PVT.LTD.**



Annexure: 9A

ECOSYSTEM RESOURCE MANAGEMENT PVT. LTD

Environmental Engineers & Auditor:

ANALYSIS REPORT

NAME OF THE UNIT: ASHA CELLULOSE INDIA PVT. LTD.

ADDRESS: Shed no. 303/2, 302/p, Village: Abrama, Dist: Valsad.

SAMPLE DRAWN BY: ERM Team

DATE: 05.10.2016

TIME: 11:00 am

NATURE OF SAMPLE: Sewage Water Sample

SAMPLE TESTED ON: 08.10.2016

SR.NO.	PARAMETERS	UNIT	RESULTS	PERMISSIBLE LIMIT
1	pH	Unit	8.54	-
2	Suspended Solids	mg/l	26	Less than 30 mg/l.
3	BOD (3 days 27 °C.)	mg/l	08	Less than 20 mg/l.
4	Residual Chlorine	ppm	0.74	Minimum 0.5 ppm

**FOR ECOSYSTEM RESOURCE
MANAGEMENT PVT. LTD.**

Regd. Office : Office Floor, Ashoka Pavillion-A, Opp. Kapadia Health Club, New Civil Road, Surat-395 001

Telefax: +91-0261-2231630-2236223-2233075-6545050

Email: eco@ecoshripad.com, Website: www.ecosystemindia.com

Branch Office: 130, 131, 1st Floor, Ashapura Complex, New Telephone Exchange Road, GIDC Vapi-396 195, Dist. Valsad

Mobile – 094262 63805

Email: sunrita2489@hotmail.com

ANALYSIS REPORT**NAME OF THE UNIT:** ASHA CELLULOSE INDIA PVT. LTD.**ADDRESS:** Shed no. 303/2, 302/p, Village: Abrama, Dist: Valsad.**SAMPLE DRAWN BY:** ERM Team**DATE:** 08.11.2016**TIME:** 11:00 am**NATURE OF SAMPLE:** Sewage Water Sample**SAMPLE TESTED ON:** 11.11.2016

SR.NO.	PARAMETERS	UNIT	RESULTS	PERMISSIBLE LIMIT
1	pH	Unit	7.88	-
2	Suspended Solids	mg/l	21	Less than 30 mg/l.
3	BOD (3 days 27 °C.)	mg/l	12	Less than 20 mg/l.
4	Residual Chlorine	ppm	0.62	Minimum 0.5 ppm

**FOR ECOSYSTEM RESOURCE
MANAGEMENT PVT. LTD.**

ANALYSIS REPORT**NAME OF THE UNIT: ASHA CELLULOSE INDIA PVT. LTD.****ADDRESS:** Shed no. 303/2, 302/p, Village: Abrama, Dist: Valsad.**SAMPLE DRAWN BY:** ERM Team**DATE:** 13.12.2016**TIME:** 10:00 am**NATURE OF SAMPLE:** Sewage Water Sample**SAMPLE TESTED ON:** 16.12.2016

SR.NO.	PARAMETERS	UNIT	RESULTS	PERMISSIBLE LIMIT
1	pH	Unit	8.18	-
2	Suspended Solids	mg/l	17	Less than 30 mg/l.
3	BOD (3 days 27 °C.)	mg/l	10	Less than 20 mg/l.
4	Residual Chlorine	ppm	0.70	Minimum 0.5 ppm

**FOR ECOSYSTEM RESOURCE
MANAGEMENT PVT. LTD.**

ANALYSIS REPORT**NAME OF THE UNIT: ASHA CELLULOSE INDIA PVT. LTD.****ADDRESS:** Shed no. 303/2, 302/p, Village: Abrama, Dist: Valsad.**SAMPLE DRAWN BY:** ERM Team**DATE:** 05.01.2017**TIME:** 10:30 am**NATURE OF SAMPLE:** Sewage Water Sample**SAMPLE TESTED ON:** 08.01.2017

SR.NO.	PARAMETERS	UNIT	RESULTS	PERMISSIBLE LIMIT
1	pH	Unit	8.22	-
2	Suspended Solids	mg/l	24	Less than 30 mg/l.
3	BOD (3 days 27 °C.)	mg/l	12	Less than 20 mg/l.
4	Residual Chlorine	ppm	0.80	Minimum 0.5 ppm

**FOR ECOSYSTEM RESOURCE
MANAGEMENT PVT. LTD.**

ANALYSIS REPORT**NAME OF THE UNIT:** ASHA CELLULOSE INDIA PVT. LTD.**ADDRESS:** Shed no. 303/2, 302/p, Village: Abrama, Dist: Valsad.**SAMPLE DRAWN BY:** ERM Team**DATE:** 09.02.2017**TIME:** 11:00 am**NATURE OF SAMPLE:** Sewage Water Sample**SAMPLE TESTED ON:** 12.02.2017

SR.NO.	PARAMETERS	UNIT	RESULTS	PERMISSIBLE LIMIT
1	pH	Unit	7.67	-
2	Suspended Solids	mg/l	20	Less than 30 mg/l.
3	BOD (3 days 27 °C.)	mg/l	09	Less than 20 mg/l.
4	Residual Chlorine	ppm	0.72	Minimum 0.5 ppm

**FOR ECOSYSTEM RESOURCE
MANAGEMENT PVT. LTD.**

ANALYSIS REPORT**NAME OF THE UNIT: ASHA CELLULOSE INDIA PVT. LTD.****ADDRESS:** Shed no. 303/2, 302/p, Village: Abrama, Dist: Valsad.**SAMPLE DRAWN BY:** ERM Team**DATE:** 06.03.2017**TIME:** 10:00 am**NATURE OF SAMPLE:** Sewage Water Sample**SAMPLE TESTED ON:** 09.03.2017

SR.NO.	PARAMETERS	UNIT	RESULTS	PERMISSIBLE LIMIT
1	pH	Unit	7.80	-
2	Suspended Solids	mg/l	19	Less than 30 mg/l.
3	BOD (3 days 27 °C.)	mg/l	10	Less than 20 mg/l.
4	Residual Chlorine	ppm	0.70	Minimum 0.5 ppm

**FOR ECOSYSTEM RESOURCE
MANAGEMENT PVT. LTD.**

ANNEXURE: 10

MEMBERSHIP FOR TSDF



BHARUCH ENVIRO INFRASTRUCTURE LIMITED

REF: BEIL/ANK/2012

January 16, 2012

To,
Asha Cellulose (I) Pvt. Ltd.
S. No.303/2 & 302/P,
Near Water Works,
Abrama, Valsad - 396 001.


Sub : Membership Certificate for Common Solid Waste Disposal Facility.

Dear Sir,

We hereby certify that you have become member for the common Solid/Hazardous Waste Disposal Facility of Bharuch Enviro Infrastructure Ltd., at GIDC, Ankleshwar. You have booked solid waste quantity 325 MT/ Year (Original Booked Quantity 25 MT + Increased Quantity 325 MT). Your Membership No. is Oth/039.

Thanking you,

Yours faithfully,
For BHARUCH ENVIRO INFRASTRUCTURE LTD.


AUTHORISED SIGNATORY





**SMALL SCALE INDUSTRIES
ASSOCIATION
OF VALSAD DISTRICT**

Public Trust Reg. No. F/367 / Valsad Dt. 15-3-95
Society Act Regn. Guj / 325 / Valsad Dt. 15-3-95
I.P.R: RAJESH DASH 02632-(O)235444 (R)245764 (M)98252 75278 Fax : 257879 / 249994

4-6, Saibaba Apt., Opp. Head P. O., Tilthal Road, Valsad - 396001.
Phone : (02632) 259503

MAHESH H. SHAH
President
☎ 02632 (O) 226565
(R) 253014
(M) 94271 49349

CHETAN CHAMPANERI
Vice-President
☎ 0260 (O) 2373885
(R) 2373885
(M) 98251 15839

MUKESH DESAI
Hon. Secretary
☎ 02632 (O) 233238/231509
(R) 24203/245198
(M) 94261 55903

MADHUSUDAN MAHALE
Hon. Jt. Secretary
☎ 02632 (O) 224692
(R) 249032
(M) 9879952789

CHANDRAKANT LAD
Treasurer
☎ 02632-224705
(M) 9826822214

DUPLICATE (Mach 22, 2006)

03-05/Pollution-Member/171

April 18, 2005

TO WHOM SO EVER IT MAY CONCERN

M/s Asha Cellulose (I) Pvt. Ltd.
Near Water Works,
Abrama,
Valsad


is a registered member of the Association.


The Association is registered under:

Vapi Waste & Effluent Management Co. Ltd - common solid waste project -
Membership No. 362

Gujarat Pollution Control Board - Gandhinagar - Authorisation no. 3516

Subject to rules and regulations of the GPCB/VWEMCL/SSI Asso. Of Valsad District. is
hereby permitted to dispose solid waste.

for
S. S. I. ASSOCIATION OF VALSAD DISTRICT.

President



ANNEXURE: 11

RECORDS FOR OCUPATIONAL HEALTH & MEDICAL CHECK UP

Sl. No.	NAME	AGE	SEX	EDUCATION	EMPLOYMENT	DATE OF CHECK UP	VITALS										LABORATORY TESTS												REMARKS
							HT	WT	BP	HR	TEMP	RR	SpO2	Glucose	Hb	Hct	WBC	PLT	Urea	Creat	BUN	ALT	AST	ALP	Gamma	Ca	Fe	Na	
1

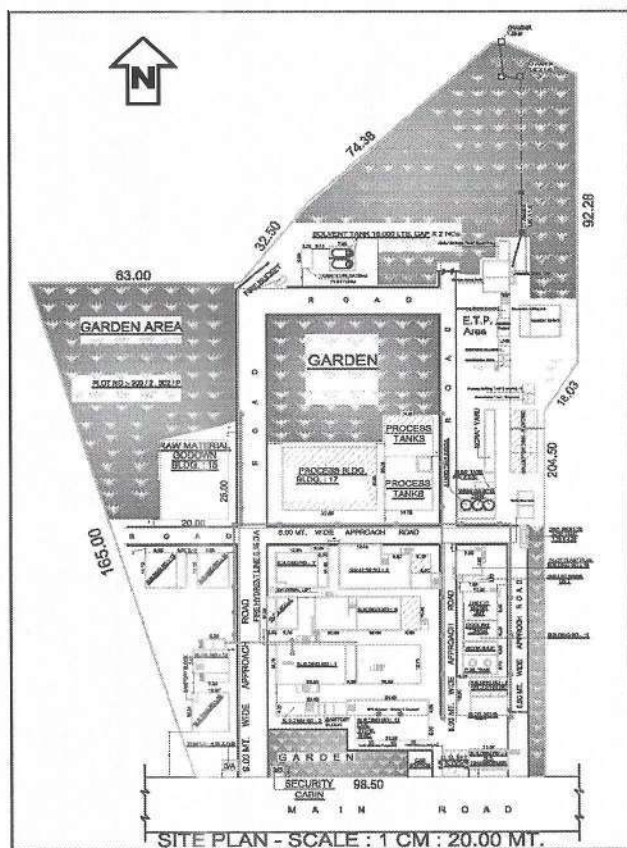
Signature
Date



ANNEXURE: 12

LAY OUT OF GREEN BELT

Annexure-12 Layout Plan with Green belt area



Layout Plan



COLOUR NOTE :

EXTENSION WORK SHOWN IN PINK
APPROVED WORK SHOWN IN GREEN
PLOT BOUNDRY SHOWN IN BROWN
FIRE HYDRENT LINE SHOWN IN RED
GUTTER WORK SHOWN IN BLUE
OPEN GREEN AREA SHOWN IN

ALL DIMENSION ARE IN METER

S. No	Particulars of Area	Existing (m ²)	After Expansion (m ²)
1.	Area	1558	2420
2.	Storage Area	740	1410
3.	Utility Area	489	651
4.	ETP Area	433	1201
5.	Pilot Plant	56	56
6.	Office Buildings	250	250
7.	Green Belt Area	5125	6325
8.	Roads	3105	3355
9.	Open Area	10306	6394
	Total Area	22062	22062

Map
G. Map

10



ANNEXURE: 13, 14 & 17

COMMITMENT DURING PUBLIC HEARING, SOCIAL COMMITMENT AND CSR ACTIVITY

ASHA CELLULOSE (INDIA) PVT LTD

ASHA HOUSE, FLOTING ROAD,
DR. R. L. ROAD, DADAR TT
MUMBAI-40014
Tel: (022)-0611100, Fax: (022)-137100
Works: Near Water Works, Nemsana,
Dist: Valsad -390001, Tel: (02632) 57919

DONATION Larger Amount

Apr 2013 to 01-Mar-2014

Date	Particulars	Vch Type	Vch No/Exchbe Inv.No.	Debit	Page Credit
16-4-2013	C BANK OF BARODA-MATUNGA BEING DONATION PAID FOR SUDHAN SHUM REDEVELOPMENT.	Int'l/Spec/Inv	DDCMT/007	1,20,000.00	
25-4-2013	C CASH ON HAND (VALSAD) BEING CASH PAID FOR DONATION FOR MANUNAN JA YANTI FESTIVAL	Cash/Spec/Inv	66	501.00	
07-7-2013	C BANK OF BARODA-MATUNGA BEING DONATION PAID.	Int'l/Spec/Inv	BOB/P/275	35,000.00	
18-7-2013	C BANK OF BARODA-MATUNGA BEING DONATION AMOUNT PAID	Int'l/Spec/Inv	BOB/P/307	6,00,000.00	
06-7-2013	C BANK OF BARODA-MATUNGA BEING DONATION PAID.	Int'l/Spec/Inv	DDCMT/004	2,00,000.00	
23-8-2013	C CASH ON HAND (VALSAD) BEING CASH PAID FOR DONATION TO SARVJAN GANESH MAOTSOI - RAILVYE YARD	Cash/Spec/Inv	325	501.00	
24-8-2013	C BANK OF BARODA-MATUNGA being donation paid for Berger path employees puja	Int'l/Spec/Inv	BOB/P/454	3,000.00	
09-9-2013	C CASH ON HAND (VALSAD) BEING CASH PAID FOR SARVJAN GANESH MAOTSAV, BARWA, VALSAD. RECEIPT ATTACHED.	Cash/Spec/Inv	357	2,500.00	
7-9-2013	C CASH ON HAND (VALSAD) BEING CASH PAID FOR SARVJAN GANESH MAOTSAV, RAUFALIYA, VALSAD.	Cash/Spec/Inv	362	501.00	
13-9-2013	C BANK OF BARODA-MATUNGA BEING DONATION AMOUNT PAID	Int'l/Spec/Inv	BOB/P/502	5,00,000.00	
23-9-2013	C BANK OF BARODA VALSAD ch.no 001077 direct donation to shri. dr. n. s. sharma trust, parner, parner dist. val. ad.	Cash/Spec/Inv	505	25,000.00	
17-10-2013	C BANK OF BARODA-MATUNGA BEING DONATION PAID.	Int'l/Spec/Inv	BOB/P/502	2,00,000.00	
20-12-2013	C BANK OF BARODA VALSAD ch.no 004583 Kalayatan	Cash/Spec/Inv	025	10,000.00	

Carried Over

16,99,000.00

continued ...



ASHA CELLULOSE (INDIA) PVT LTD

DONATION Ledger Account : 1-Apr-2014 to 31-Mar-2015

Page 2

Date	Particulars	Vol Type	Vol No./Excise Inv. No.	Debit	Credit
	Brought Forward			16,20,000.00	
3-1-2014	Cr CASH ON HAND (VALSAD) BEING THE AMOUNT PAID FOR DONATION ARMED FORCES FLAG DAY RECEIPT ATTACHED.	Cash/Physic VL	614	250.00	
25-2-2014	Cr CASH ON HAND (VALSAD) BEING CASH PAID FOR DONATION TO 198 MAHA RUDEA YAGHA RECEIPT ATTACHED.	Cash/Physic VL	715	1,000.00	
29-2-2014	Cr BANK OF BARODA-MATUNGA BEING DONATION AMOUNT PAID.	Bank/Physic MH	BOB/P/968	0,00,000.00	
31-3-2014	Tr Profit & Loss A/c BEING EXPENSES A/C TRANSFERRED TO PROFIT & LOSS A/C	Journal	500		27,00,253.00
				27,00,253.00	27,00,253.00

ASHA CELLULOSE (INDIA) PVT LTD

ASHA HOUSE, PLOT NO. 80&C
CR. B. A. ROAD, DADAR T.T.

MUMBAI - 400014

Tel: (022) 43041400, Fax: (022) 4137190

Works: New Works, Works, Abroad,

Dist: Valsad - 396001, Tel: (02632) 67919

DONATION
Ledger Account

1-Apr-2014 to 31-Mar-2015

Date	Particulars	Vol Type	Vol No./Excise Inv. No.	Debit	Credit
14-6-2014	Cr BANK OF BARODA VALSAD CHINO. 005268 (SHREE TAPKESHER SEVA CHARITABLE TRUST)	Bank/Physic VL	200	15,000.00	
21-6-2014	Cr BANK OF BARODA-MATUNGA BEING DONATION PAID TO SHREE MAHAVIRA JAINA VICYALAYA UNDER SECTION 80 G	Bank/Physic MH	BOB/P/268	6,00,000.00	
7-7-2014	Cr BANK OF BARODA-MATUNGA Being donation paid to Shri Durg Ashram Lankata Trust, Khargam, Sata Dya	Bank/Physic MH	BOB/P/321	1,00,000.00	
19-8-2014	Cr BANK OF BARODA-MATUNGA BEING DONATION PAID TO AADHAR TRUST.	Bank/Physic MH	BOB/P/455	10,00,000.00	
27-8-2014	Cr CASH ON HAND (VALSAD) BEING CASH PAID FOR SARVAJANIK GANESH MAHOTSAV, AGRARA, VALSAD. RECEIPT ATTACHED.	Cash/Physic VL	353	3,500.00	
28-8-2014	Cr BANK OF BARODA VALSAD CHINO. 005602 CHIT MANGEN OF KARNATA KESAVAN MANGAL	Bank/Physic VL	500	6,000.00	
11-9-2014	Cr BANK OF BARODA-MATUNGA Being advertisement exps paid to Sagar Paints Employees Fija Commitee.	Bank/Physic MH	BOB/P/542	3,000.00	
30-9-2014	Cr BANK OF BARODA-MATUNGA BEING DONATION PAID TO SHRI MAHAVIRA JAINA VICYALAYA.	Bank/Physic MH	BOB/P/600	5,00,000.00	
16-10-2014	Cr BANK OF BARODA-MATUNGA BEING DONATION PAID TO AADHAR TRUST.	Bank/Physic MH	BOB/P/642	8,00,000.00	
27-12-2014	Cr BANK OF BARODA VALSAD ch.no. 005649 Valsad	Bank/Physic VL	1034	11,000.00	
29-12-2014	Cr CASH ON HAND (VALSAD) BEING THE AMOUNT PAID FOR DONATION ARMED FORCES FLAG DAY RECEIPT ATTACHED.	Cash/Physic VL	602	250.00	
	Dr Closing Balance			29,37,750.00	29,37,750.00
				29,37,750.00	29,37,750.00



AsH, H&S, FLU NUBAR,
DRS, ROAD, DADR TT,
MUMBAI-40054
TEL : (022) 4061400, FAX : (022) 4137190
WORKS : NEAR WATERWORKS, ABRAJA,
DST : WILSAD - 398001, TEL : (0250) 57919

01-04-2015 To 31-03-2016

Date	Voucher No.	Particulars	Dr	Cr	Balance
		DONATION / C			
17-04-2015	Prn136	BANK OF BARODA WALSAO BENGLAMOUNT PAID TO SHREE CHIRANL ESHWER MAHDEV BANK OF BARODA, MUMBAI	25,00,000		25,00,00,000
26-05-2015	Prn149	MUMBAI SHRIDHAR DHARATYASAMAJ DONATION SKIDTOSH RIBER HAD BHRPATIYA SAMAJ	5,00,00,000		5,25,00,00,000
14-08-2015	Prn1174	ACHANAGAR GARYAMANK GANGESHETKAR VANDANAI DONATION PAID	15,00,000		5,40,00,00,000
26-09-2015	Cpm1794	CASH - WALSAO BENGLAMOUNT PAID TO B.J.P. FOR NATURAL DISASTERS RELIEF AS PER ATTACHMENT	5,00,000		5,45,00,00,000
09-09-2015	Cpm394	BENGLAMOUNT PAID ABRANA TATWAD YOUNG MANICALAS PER ATTACHMENT	1,00,000		5,46,00,00,000
14-09-2015	Cpm391	CASH - WALSAO BENGLAMOUNT PAID TO SAYAMANK GANDHUTHEW ABRANA	3,00,000		5,49,00,00,000
16-09-2015	Cpm386	BENGLAMOUNT PAID TO SHREE GANESH VOLVAYAN DALAS PER ATTACHMENT	60,000		5,49,50,00,000
06-10-2015	Prn1107	BANK OF BARODA, MUMBAI - MUMBAI	5,00,00,000		10,49,50,00,000
12-10-2015	Prn1102	INTEL SOCIAL GROUP DONATION PAID		2,50,000	10,52,00,00,000
19-01-2016	Prn1248	BANK OF BARODA WALSAO VISHANAWIKALAYAN TRUST	11,00,000		10,53,00,00,000
07-03-2016	Cpm1927	KALAWATAN DONATION TO KALAWATAN CASH - WALSAO	11,00,000		10,74,00,00,000
10-03-2016	Prn12305	BENGLAMOUNT PAID DONATION TO OHFEECHAND FANOOLES HVER TRUSTS PER ATTACHMENT BANK OF BARODA, MUMBAI - MUMBAI	3,00,00,000		13,74,00,00,000
31-03-2016	Jhn188	SHANST PATIDAR AAROGYA TRUST DONATION SKIDTOSAMAST NAT DAR AAROGYATRUST MUMBAI (H3889)		13,74,00,000	
			13,74,00,000	13,74,00,000	



ASHACELLULOSE (INDIA) PVT LTD

ASHA HOUSE, PLOT NO 6090
D.R.B.A. ROAD, DADAR TT
MUMBAI - 400014
TEL : (022) 4081400, FAX : (022) 4107180
WORKS : NEAR WATERWORKS, ABRWALA,
DIST : VALSAD - 395001, TEL : (02202) 57919

DONATION A/C

01-04-2016 To 31-03-2017

Date	Voucher No.	Name	Bill No	Bill No	Debit	Credit	Balance
			DONATION A/C				
21-04-2016	Cpn:16-1701	CASH - MUMBAI DONATION PAID. RECEIPT ATTACHED DONATION PAID. RECEIPT ATTACHED			501.00		501.0000
21-05-2016	Cpn:16-1704	CASH - VALSAD BENGAMOUNT PAID TO B.J.P. FOR DINDAVAL BIRTH DAY CELEBRATION AS PER ATTACHMENT			5,000.00		5,501.0000
02-09-2016	Cpn:16-1707	SARVAJAN K GANESH UTSHAV ABRAMA			3,000.00		9,501.0000
03-09-2016	Cpn:16-1707	CASH - VALSAD BENGAMOUNT PAID SHREE GANESH YOGAMINTRA MANDAL AS PER ATTACHMENT.			600.00		9,901.0000
03-09-2016	Cpn:16-1707	BENGAMOUNT PAID ABRAMA TARAWAD YOGWAK MANDAL AS PER ATTACHMENT.			1,000.00		10,901.0000
17-10-2016	Pnt:16-17160	BANK OF BARODA VALSAD SIGHTSAVERS			10,500.00		20,501.0000
31-12-2016	Pnt:16-17214	KALAYATAN DONATION TO KALAYATAN Total (Rupees)			25,000.00		45,501.0000
					45,501.00		45,501.0000



ANNEXURE: 15

COMPLIANCE OF CCA

- We are manufacturing only those items with specified quantity as mentioned in CCA.
- We are generating domestic effluent & industrial effluent as per CCA.
- Domestic effluent is passes through a septic tank/ soak pit.
- We are generating maximum 37.268 m3 per day of industrial effluent.
- We have installed adequate effluent treatment plant consisting of primary, secondary & tertiary treatment units.
- We are operating our effluent treatment plant regularly & maintain the norms of GPCB.
- We are discharging our treated effluent passing through guard pond and finally discharged into tidal zone of River Auranga.
- We are using fuel (LDO/FO) in boiler & hot air generator as per CCA.
- We have provided adequate height of chimney & SMF as mentioned in CCA.
- We have provided adequate capacity of dust collector to the dryer along with adequacy height of chimney & SMF.
- We are operating our air pollution control equipments regularly & maintain norms as specified by GPCB.
- We have provided separate energy meter for pollution control equipments.
- We have installed flow meter at the outlet of ETP.
- We are generating hazardous waste as per authorization issued by the board.
- We are the member of **M/s. BEIL, Ankleshwar** for the disposal of hazardous waste.
- We have regularly disposed off our waste to TSDF.
- We are maintaining the norms of ambient air quality within the factory premises.
- We have made adequate & proper arrangement for hazardous waste management & handling rules 1989 as amended 2003.
- We are regularly selling our waste oil & discarded containers as per hazardous waste rules 1989 as amended 2003.
- We have planted maximum trees within the factory premises.
- We have regularly submitted the copy of manifest to GPCB.
- We have submitted water cess returns regularly to GPCB.
- We have regularly submitted the environmental statement.
- The concentration of noise level within the factory premises is well within the permissible limits.
- We are maintaining the records of hazardous waste generation, storage & disposal.
- We are complying with all the condition as mentioned in authorization issued by the board.



**MONITORING OF NOISE LEVEL****NAME OF INDUSTRY: ASHA CELLULOSE INDIA PVT. LTD.****ADDRESS:** Shed no. 303/2, 302/p, Village: Abrama, Dist: Valsad.

SR. NO	LOCATION	RESULT dB(A)	PERMISSIBLE LIMIT dB(A)
	Date: - 05.10.2016		
(A)	Time: -6.00 am To 9.00 pm		
1.	Near ETP	68.6	
2.	Near Boiler House	72.4	
3.	Near Main Gate	64.5	75.0 dB(A)
4.	Outside Production Plant	66.0	
	Date: - 06.10.2016		
(B)	Time: - 9.00 pm To 6.00 am		
1.	Near ETP	66.8	
2.	Near Boiler House	68.2	
3.	Near Main Gate	62.5	70.0 dB(A)
4.	Outside Production Plant	63.0	

**FOR ECOSYSTEM RESOURCE
MANAGEMENT PVT.LTD.**

MONITORING OF NOISE LEVEL**NAME OF INDUSTRY: ASHA CELLULOSE INDIA PVT. LTD.****ADDRESS: Shed no. 303/2, 302/p, Village: Abrama, Dist: Valsad.**

SR. NO	LOCATION	RESULT dB(A)	PERMISSIBLE LIMIT dB(A)
	Date: - 08.11.2016		
(A)	Time: -6.00 am To 9.00 pm		
1.	Near ETP	69.0	
2.	Near Boiler House	71.8	
3.	Near Main Gate	63.8	75.0 dB(A)
4.	Outside Production Plant	65.2	
	Date: - 09.11.2016		
(B)	Time: - 9.00 pm To 6.00 am		
1.	Near ETP	65.0	
2.	Near Boiler House	67.6	
3.	Near Main Gate	63.4	70.0 dB(A)
4.	Outside Production Plant	64.2	

**FOR ECOSYSTEM RESOURCE
MANAGEMENT PVT.LTD.**

MONITORING OF NOISE LEVEL**NAME OF INDUSTRY: ASHA CELLULOSE INDIA PVT. LTD.****ADDRESS:** Shed no. 303/2, 302/p, Village: Abrama, Dist: Valsad.

SR. NO	LOCATION	RESULT dB(A)	PERMISSIBLE LIMIT dB(A)
	Date: - 13.12.2016		
(A)	Time: -6.00 am To 9.00 pm		
1.	Near ETP	67.7	
2.	Near Boiler House	70.6	
3.	Near Main Gate	68.2	75.0 dB(A)
4.	Outside Production Plant	69.3	
	Date: - 14.12.2016		
(B)	Time: - 9.00 pm To 6.00 am		
1.	Near ETP	64.8	
2.	Near Boiler House	68.0	
3.	Near Main Gate	61.5	70.0 dB(A)
4.	Outside Production Plant	62.5	

**FOR ECOSYSTEM RESOURCE
MANAGEMENT PVT.LTD.**

MONITORING OF NOISE LEVEL

NAME OF INDUSTRY: ASHA CELLULOSE INDIA PVT. LTD.

ADDRESS: Shed no. 303/2, 302/p, Village: Abrama, Dist: Valsad.

SR. NO	LOCATION	RESULT dB(A)	PERMISSIBLE LIMIT dB(A)
Date: - 05.01.2017			
(A)	Time: -6.00 am To 9.00 pm		
1.	Near ETP	69.4	
2.	Near Boiler House	73.2	
3.	Near Main Gate	66.5	75.0 dB(A)
4.	Outside Production Plant	67.8	
Date: - 06.01.2017			
(B)	Time: - 9.00 pm To 6.00 am		
1.	Near ETP	66.7	
2.	Near Boiler House	66.9	
3.	Near Main Gate	62.7	70.0 dB(A)
4.	Outside Production Plant	63.8	

**FOR ECOSYSTEM RESOURCE
MANAGEMENT PVT.LTD.**



MONITORING OF NOISE LEVEL**NAME OF INDUSTRY: ASHA CELLULOSE INDIA PVT. LTD.****ADDRESS: Shed no. 303/2, 302/p, Village: Abrama, Dist: Valsad.**

SR. NO	LOCATION	RESULT dB(A)	PERMISSIBLE LIMIT dB(A)
	Date: - 09.02.2017		
(A)	Time: -6.00 am To 9.00 pm		
1.	Near ETP	70.2	
2.	Near Boiler House	71.8	
3.	Near Main Gate	67.3	75.0 dB(A)
4.	Outside Production Plant	69.0	
	Date: - 10.02.2017		
(B)	Time: - 9.00 pm To 6.00 am		
1.	Near ETP	67.1	
2.	Near Boiler House	67.5	
3.	Near Main Gate	60.8	70.0 dB(A)
4.	Outside Production Plant	62.0	

**FOR ECOSYSTEM RESOURCE
MANAGEMENT PVT.LTD.**

MONITORING OF NOISE LEVEL**NAME OF INDUSTRY: ASHA CELLULOSE INDIA PVT. LTD.****ADDRESS: Shed no. 303/2, 302/p, Village: Abrama, Dist: Valsad.**

SR. NO	LOCATION	RESULT dB(A)	PERMISSIBLE LIMIT dB(A)
	Date: - 06.03.2017		
(A)	Time: -6.00 am To 9.00 pm		
1.	Near ETP	68.6	
2.	Near Boiler House	71.5	
3.	Near Main Gate	64.5	75.0 dB(A)
4.	Outside Production Plant	66.4	
	Date: - 07.03.2017		
(B)	Time: - 9.00 pm To 6.00 am		
1.	Near ETP	67.2	
2.	Near Boiler House	68.0	
3.	Near Main Gate	61.4	70.0 dB(A)
4.	Outside Production Plant	63.4	

**FOR ECOSYSTEM RESOURCE
MANAGEMENT PVT.LTD.**

ANNEXURE: 18**ENVIRONMENTAL STATEMENT FORM V****ENVIRONMENTAL STATEMENT
FORM - V
(SEE RULE 14)**

From: M/s. Asha Cellulose (I) Pvt.Ltd.
Survey No. 303/3, & 302/P, Near water Works, Village: Abrama
Dist.: Valsad

To: Gujarat Pollution Control Board,
Sector - 10 A,
Gandhinagar - 382 043.

ENVIRONMENTAL STATEMENT for the financial year ending on the 31st. March, 2016

PART - A

(i)	Name & Address of the owner/occupier of the Industry operation or process	Name: Mr. K. Srinivas Address: M/s. Asha Cellulose (I) Pvt.Ltd. Survey No. 303/3, & 302/P, Near water Works, Village Abrama Dist: Valsad (Gujarat).
(ii)	Industry category: Primary - (STC Code) Secondary - (STC Code)	Small Scale Industry
(iii)	Production Capacity - Units	Not more than 51.72 MT/Month
(iv)	Year of establishment	1999
(v)	Date of the last environmental statement submitted:	2015

* submission of environmental statement is in accordance with the provisions of rule-14 of the Environment (Protection) Amendment Rules, 1993 of the Environment (Protection) Act, 1986 (29 of 1986) published wide notification dated 22.4.1993 G.S.R.386(E) in the Gazette of India - Extraordinary-Part-II section-3 subsection (i) no 155 dated 28.4.1993 dated 28-4-1993 by the Ministry of Environment and Forests, Government of India; read with the Notification dated 13-2-1993 F.S.R. 329(E) of the Gazette of India - Extraordinary Part-II Section-3 (i) No. 120 dated 13-3-1993.

"Every person carrying on an industry, operation or process requiring Consent under Section -25 of the Water (Prevention & Control of pollution) Act, 1974 (6of 1974) or under Section-21 of the Air(Prevention & Control of pollution) Act,1981 (14 of 1981) or both or authorization under the Hazardous Waste (Management & Handling) Rule ,1989 Published under the Environment (Protection) Act,1986 (29 of 1986) shall submit an Environmental Statement for the financial year ending the 31st March in Form -V to the concerned State Pollution Control Board on or before the thirtieth day of September every year, beginning 1993."



PART - B

Water and Raw Material Consumption

(I) Water Consumption M³/Day - 38

Domestic : 1.5 M³/Day
Industrial Process : 29 M³/Day
Boiler & Cooling : 7.5 M³/Day

Name of product	Process water consumption per unit of product output	
	During the previous financial year.	During the current Financial year.
	KL/T (1)	KL/T (2)
Ethyl Cellulose	44.77	39.46

(II) Raw Material Consumption:

Name of Raw Materials	Name of product	Consumption of raw material per unit of output	
		During the previous financial year 2014-2015	During the current financial year 2015-2016
Wood Pulp	Ethyl Cellulose	0.84 Kg/kg.	0.84 Kg/kg.
Sodium Hydroxide		3.12 Kg/kg.	3.46 Kg/kg.
Ethyl Chloride		3.40 Kg/kg	3.10 Kg/kg

- Industry may use codes if disclosing details of raw material would violate contractual obligations, otherwise all industries have to name the raw material used.



PART - C

**Pollution Discharged to environment / unit of output.
(Parameter as specified in the consent issued)**

Pollutants	Qty. Of pollutants discharged (Mass / Day)	Concentration of Pollutants in discharges (Mass / Volume)	Percentage of various from prescribed standards with reason
(a) Water	COD: 1.896 Kgs/day	COD: 79 mg/l	Within GPCB Norms
	BOD: 0.432 Kgs/day	BOD: 18 mg/l	Within GPCB Norms
	SS: 1.14 Kgs/day	SS: 30 mg/l	Within GPCB Norms
(b) Air	PM: 1.512 kgs/day	PM: 21 mg/Nm ³	Within GPCB Norms
	SO ₂ : 1.051 kgs/day	SO ₂ : 28.5 mg/Nm ³	Within GPCB Norms
	NOx: 0.56 kgs/day	NOx: 15.2 mg/Nm ³	Within GPCB Norms

PART - D

As specified under Hazardous Wastes / Management and Handling Rules, 1989)

Hazardous Waste	Total Quantity	
	During the previous financial year 2014-2015	During the current financial year 2015-2016
(a) From Process – Salt (MT)	299	319
(b) ETP Sludge (MT)	8.940	8.290
(c) Used Oil (Sold to registered recycler) - L	8.5	60
(c) Discarded Containers (MT) (Sold to Authorized recyclers)	6.000	4.520
(d) Dust from air Filter recycled in process (Kgs)	46.00	38.25
(e) Recovered Solvent recycled in the process (MT)	264	249
Sold (MT)	Nil	Nil

PART - E

SOLID WASTE

	Total Quantity	
	During the previous Financial year	During the current Financial year
(a) From process	-	-
(b) From pollution control facility	-	-
(d) Quantity recycle or re-utilized within the unit	-	-



PART - F

Please specify the characterization (In terms of composition and quantum) of hazardous as well as solid and indicate disposal practice adopted for both these categories of wastes.

Physical form with Description	Cat.	Chemical Form	Disposal Method
ETP Sludge - Solids	34.3	Neutralization salt	Disposed to TSDF
Used Oil - Liquid	5.1	Oil	Sold to Authorized recycler
Discarded Container	33.3	Poly-Liner, HDPE, Plastic	Sold to Authorized recycler
Recovered Solvent - Liquid	20.2	Ethyl Chloride, Toluene, Ether, Ethanol mix	Sold to approved recycler
Process waste Salt - Solids	26.1	Neutralization Salt	Disposed to TSDF

PART - G

Impact of the pollution abatement measures taken on conservation of natural resources and on the cost of production

Water: Industrial Effluent is treated in ETP having primary Treatment, Secondary treatment and Tertiary Treatment. The treated wastewater from ETP finally made reusable in RO Unit. RO Reject fed to MEE for separation of solids. RO treated water is reused in the plant. MEE condensate water utilized in cooling tower and solids separated from MEE, as a salt, disposed to TSDF

Air: (a) Adequate height of chimney provided to steam boiler
(b) Natural Gas used as fuel in Boiler and Hot Air generator
(c) Dust collector installed at Dryer

Solid: Hazardous waste stored in secured storage area & disposed to TSDF

PART - II

Additional measures / investment proposals for environmental protection including abatement of prevention of pollution.


NIL

PART - I

Any other particulars for improving the quality of the environment:

NIL

Date: 27-09-2016


(Signature of a person carrying out an Industry, Operation Or Process)

Name: K. Srinivas

Designation: Director

Address:

M/S Asha Cellulose (I) Pvt. Ltd,
Near Water Works, Abrama-Valsad

